

## Table of Contents

1	Table of Contents
2	Differentiation
3	Post-formed Top Colors by Level
9	Stock lami colors
10	Links to lami manufacturers websites
11	Style 1, No Drip
12	Style 2, Waterfall
13	Style 3, Aegean
14	Style 4, E-2000
15	Style 6, Caspian
16	Style 9, E-1500
17	Style 5, Square Edge
20	Blank page
21	Style 21 Amore'
23	Style 22 Vida
24	Post-formed Top Pricing
25	Post-formed Accessories Pricing
26	Laminate Sheet Goods Pricing
27	Karran under-mount Sink Pricing
28	Lead Time
29	Order Forms
31	Measuring Guides
35	Custom Square Edge
37	Custom Bevel Edge
39	Custom Wood Edge
45	Solid Surface Front Edge
48	Blank Page
50	Custom Solid Surface
53	Freight, Truck Runs, Parameters for Assemblies, Warranty, Tolerances, Quality Issues, Form for samples
59	Commercial Cabinets
72	Karran Sinks
73	Countertop/Cabinet Overhang

To help differentiate a Vanguard countertop from all the rest, use these selling points:

- Award winning company. Vanguard won the silver award in the 1999 Iowa Team Competition
- No surprises delivery at an unsurpassed level of 99.9%
- Certified to manufacture solid surface materials
- Every top shipped with full battens
- Ready to install
- Increased structural integrity
- Solid look and feel under the overhang
- Every screw hits solid core
- Less prone to warping
- Less time to install
- 45 lb. density core material
- An inventory of stock colors with quick ship available
- A 50 year young company with more than 100 years of combined experience
- The consistency and reliability that comes with being the industry leader

# Post-formed Laminate Countertops

Colors

Vanguard's Stock Colors & Sizes

**Style 1, No Drip**

## stock colors

## stock sizes

stock colors		kitchen	bar	bar	vanity
Wilsonart	#	25.25"	27"	36"	22.5"

Page intentionally left blank

# Post-formed Laminate Countertops

Colors

Vanguard's Stock Colors & Sizes

**Style 2, Waterfall**

## stock colors

## stock sizes

<b>Wilsonart</b>		<b>kitchen</b>	<b>bar</b>	<b>bar</b>
	<b>#</b>	<b>25.25"</b>	<b>27"</b>	<b>36"</b>
Beige Pampas	4170-60	yes	yes	yes
Rustic Slate	4888-38	yes	yes	yes
Milano Quartz	4726-60	yes	yes	yes
Pearl Soapstone	4886-38	yes	yes	yes
Winter Carnival	1874k-35	yes	yes	yes
Spring Carnival	1876k-35	yes	yes	yes

<b>Formica</b>				
	<b>#</b>			

Travertine	3526-58	yes	yes	yes
Basalt Slate	3690-58	yes	yes	yes
Concrete Stone	7267-58	yes	yes	yes
Butterum Granite	7732-58	yes	yes	yes

# Post-formed Laminate Countertops

## Colors

### Level 1 Colors

#### Wilsonart

1573 - 60 Frosty White	4724 - 60 Milano Amber	4924 - 38 White Carrara
2932 - 60 Almond Leather	4726 - 60 Milano Quartz	4929 - 38 Bordeaux Juparana
4143 - 60 Neutral Glace	4762 - 60 Mystique Dawn	4931 - 38 White Juparana
4166 - 60 Pampas	4835 - 38 Tumbled Roca	4932 - 38 Golden Juparana
4170 - 60 Beige Pampas	4882 - 38 Oiled Soapstone	4981 - 38 Calacatta Oro
4550 - 1 Granite	4886 - 38 Pearl Soapstone	5003 - 38 White Cascade
4551 - 1 Blackstar Granite	4888 - 38 Rustic Slate	5004 - 38 Dusk Cascade
4588 - 60 Kalahari Topaz	4904 - 38 Desert Springs	D30 - 60 Natural Almond
4623 - 60 Graphite Nebula	4905 - 38 Spicewood Springs	D354 - 60 Designer White

**Finish Codes -60 Matte, -38 Fine Velvet Texture, -01 Gloss**

#### Formica

204 - 58 Butcherblock Maple	3698 - 58 Beluga Beige	7732 - 58 Butterum Granite
271 - 90 Blackstone	6222 - 58 Brazilian Brown Granite	7734 - 58 Jamocha Granite
827 - 90 White Onyx	6223 - 58 Venetian Gold Granite	7735 - 58 Portico Marble
909 - 58 Black	6226 - 58 Ivory Kashmir	8830 - 58 Elemental Concrete
920 - 58 Almond	6227 - 58 Amber Kashmir	8831 - 58 Elemental Stone
949 - 58 White	6280 - 58 Midnight Stone	9476 - 43 White Ice Granite
3496 - 58 Belmonte Granite	6696 - 58 Carrara Bianco	9476 - 58 White Ice Granite
3517 - 58 Sand Crystal	6697 - 58 Argento Romano	9497 - 58 Silver Quartzite
3522 - 58 Perlato Granite	6698 - 58 Paloma Polar	
3523 - 58 Giallo Granite	7022 - 58 Natural Canvas	
3526 - 58 Travertine	7267 - 58 Concrete Stone	
3690 - 58 Basalt Slate	7494 - 58 Carrara Envision	
3692 - 58 Labrador Granite	7500 - 58 Noir Envision	

**Finish Codes -43 Artisan, -58 Matte, -90 Polished**

# Post-formed Laminate Countertops

## Colors

### Level 1 Colors

#### **Pionite**

AG011 - SD Estella

AG361 - SD Graphite Talc

AG561 - SD Cubicle Papel

AT161 - SD Rocky Mountain High

AT181 - SD Agatha

AT191 - SD Viola

AV781 - SD Sage Coral

AW141 - SD Rock of Ages

AW871 - SD Vanilla Fiber

MR130 - SD Rose Granite

MT440 - SD Cornwall

PFA51 - SD Gridlock in LA

***Finish Codes -SD Suede***

#### **Nevamar**

FS61 - T Rush

LN62 - T Kopi Susu

RK72 - T Veto Proof

WZ49 - T Crema

WZ56 - T Eiskaffe

WZ57 - T Calypso

***Finish Codes -T Textured***

# Post-formed Laminate Countertops

## Colors

### Level 2 Colors

#### Wilsonart

1799 - 07	Ebony Fusion	4922 - 52	Madura Pearl	5027 - 07	Arenite Cream
1874 - 52	Winter Carnival	4923 - 52	Madura Gold	5028 - 07	Sombra
1875 - 52	Summer Carnival	4925 - 07	Calcutta Marble	5029 - 22	Ouro Branco
1876 - 52	Spring Carnival	4926 - 07	Black Alicante	5031 - 07	Quartz Frost
1877 - 52	Autumn Carnival	4952 - 22	Typhoon Ice		
1885 - 07	Marmo Bianco	4953 - 22	Typhoon Gold		
1885 - 21	Marmo Bianco	4954 - 22	Italian White DiPesco		
4588 - 07	Kalahari Topaz	4955 - 22	Café' DiPesco		
4589 - 07	Smoky Topaz	4979 - 07	Ink Vesta		
4595 - 52	Bahia Granite	4987 - 07	Leche Vesta		
4724 - 52	Milano Amber	4988 - 07	Mercury Vesta		<i>Finish Codes</i>
4725 - 52	Milano Brown	5010 - 07	Drama Marble	- 07	Textured Gloss
4726 - 52	Milano Quartz	5010 - 21	Drama Marble	- 21	Soft Silk
4866 - 52	Jeweled Coral	5025 - 22	Glacier Quartzite	- 22	Antique
4921 - 52	Madura Garnet	5026 - 07	Brazilian Grey	- 52	Quarry

#### Formica

271 - 46	Blackstone	6223 - RD	Venetian Gold Granite		<i>Finish Codes</i>
3450 - RD	Mineral Jet	6226 - 46	Ivory Kashmir	- 34	Scovato
3452 - 46	Santa Cecilia Gold	6227 - 46	Amber Kashmir	- 42	Crystal
3496 - 46	Belmonte Granite	6280 - 46	Midnight Stone	- 46	Etchings
3517 - 46	Sand Crystall	6696 - 46	Carrara Bianco	- RD	Radiance
3518 - 46	Flint Crystall	6697 - 46	Argento Romano		
3522 - 46	Perlato Granite	7732 - 46	Butterum Granite		
3523 - 46	Giallo Granite	7734 - 46	Jamocha Granite		
3526 - 46	Travertine	9308 - 46	Geriba Gray		
3690 - 34	Basalt Slate	9309 - 46	Star Dune		
3692 - 46	Labrador Granite	9476 - 46	White Ice Granite		
6220 - RD	Smoke Quarstone	9497 - 34	Silver Quartzite		
6222 - RD	Brazilian Brown Granite				

#### Pionite

MG071 - GR	Bernard	MR120 - SX	Louise		<i>Finish Codes</i>
MG120 - SX	Harold	MR125 - SX	Theodore	- SX	StoneX
MG130 - SX	Abraham	MT310 - GR	Frederick	- GR	Granite
MG170 - SL	Hedgerow	MW570 - SL	Polar Cap	- SL	Embossed Slate

#### Nevamar

CK22 - SX	Casa Piedra				<i>Finish Codes</i>
				- SX	Counter V

# Post-formed Laminate Countertops

## Colors

Level 3, 4, 180fx, & Deepstar Colors

### Level 3 Colors:

All other Wilsonart, Formica, Nevamar or Pionite colors in Standard Matte, Textured or Suede finishes not previously listed.

### Level 4 Colors:

All other Wilsonart, Formica, Nevamar or Pionite colors in standard dimensional finishes not previously listed:

### 180 fx Colors

#### Formica

3420FX - 46	Dolce Vita	3546FX - 46	River Gold	<i>Finish Codes</i>
3422FX - RD	Crema Mascarello	3547FX - RD	Lapidus Brown	- 11 Satin Touch
3458FX - 34	Travertine Silver	6319FX - RD	Cafe' Azul	- 34 Scovato
3460FX - 46	Calacatta Marble	7404FX - 11	Neapolitan Stone	- 43 Artisan
3465FX - RD	Golden Mascarello	9302FX - 34	Fantasy Marble	- 46 Etchings
3466FX - RD	Antique Mascarello	9304FX - 43	Blue Flower Granite	- RD Radiance
3476FX - 46	Jet Sequoia	9305FX - 43	Silver Flower Granite	

### Deepstar Colors:

#### Wilsonart

1820 - 35	Bella Noche	1872 - 35	Bianco Romano	<i>Finish Codes</i>
1822 - 35	Bella Capri	1874 - 35	Winter Carnival	- 35 Mirage (HD)
1824 - 35	Sedona Bluff	1875 - 35	Summer Carnival	- 45 Facet (HD)
1826 - 35	Sedona Trail	1876 - 35	Spring Carnival	- 55 Glaze (HD)
1863 - 55	Bainbrook Grey	1877 - 35	Autumn Carnival	
1864 - 55	Salentina Nero	1878 - 35	Granito Amarelo	note: all are HD
1870 - 55	Cosmos Granite	1879 - 35	Trinidad Lapidus	finishes, but slightly
1871 - 35	Golden Romano	1883 - 35	Francesca	different

Chem Surf, Color Core, Color Thru, and other special products; call for special pricing.



# Laminate Sheet Goods

## Vanguard's Stock

stock colors		stock sizes										
		width	30"	30"	30"	30"	30"	48"	48"	48"	60"	2"
<b>Wilsonart</b>		length	2'	4'	8'	10'	12'	4'	8'	12'	12'	12'
Frosty White	1573-60		c	c	x	x	x	c	x	x	x	c
Beige Pampas	4170-60		c	c	x	x	x	c	x	x	x	c
<b>Formica</b>		width	30"	30"	30"	30"	30"	48"	48"	48"	60"	2"
		length	2'	4'	8'	10'	12'	4'	8'	12'	12'	12'
Black	909-58		c	c	x	x	x	c	x	x	x	c
Travertine	3526-58		c	c	x	x	x	c	x	x	x	c
Concrete Stone	7267-58		c	c	x	x	x	c	x	x	x	c
Butterum Granite	7732-58		c	c	x	x	x	c	x	x	x	c
<b>Pionite</b>		width	30"	30"	30"	30"	30"	48"	48"	48"	60"	2"
		length	2'	4'	8'	10'	12'	4'	8'	12'	12'	12'
KEY												
x = In stock at Vanguard												
c = Can cut to size, add \$5 for cut charge												

## Laminate Tops

Links to laminate manufacturer's websites

Wilsonart Laminate [www.wilsonart.com](http://www.wilsonart.com)

Formica Laminate [www.formica.com](http://www.formica.com)

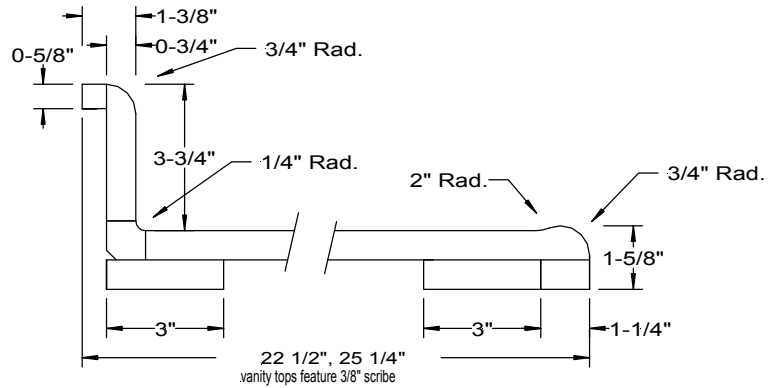
Pionite and Nevamar Laminate [www.pionite.com](http://www.pionite.com)

# Post-formed Laminate Countertops

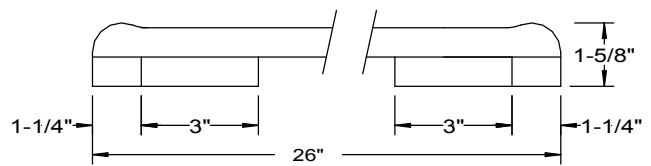
Style 1, No Drip

## Specifications

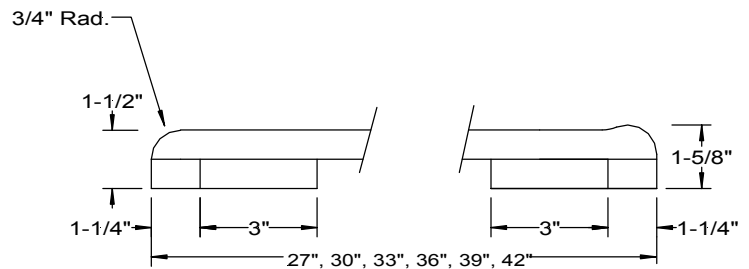
Kitchen & Vanity top



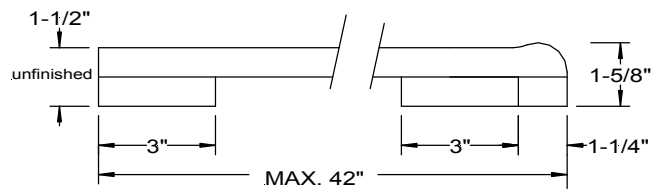
Double no drip bar



Double roll bar



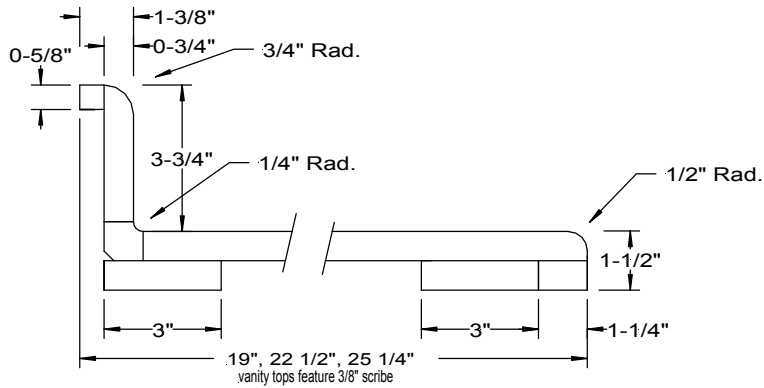
Single roll bar



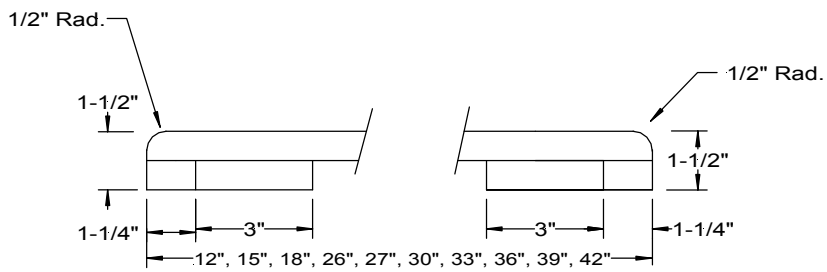
# Post-formed Laminate Countertops

## Style 2, Waterfall

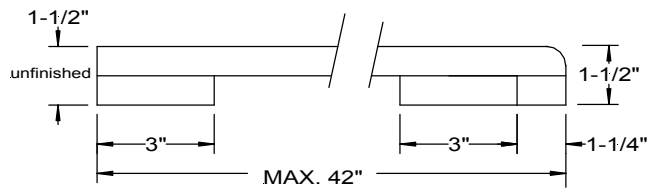
### Specifications



Kitchen & Vanity top



Double roll bar

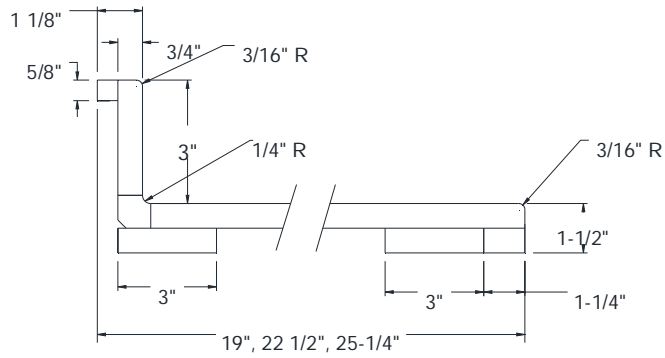


Single roll bar

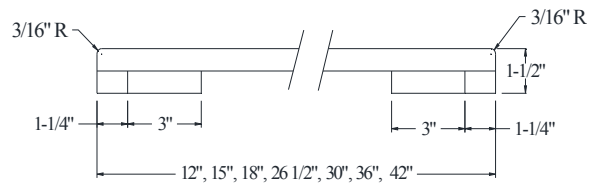
# Post-formed Laminate Countertops

## Style 3, Aegean

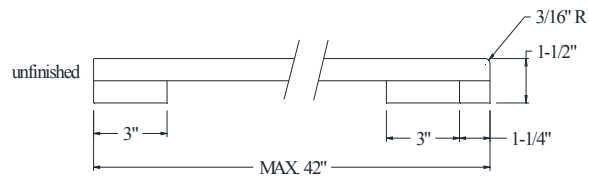
### Specifications



Kitchen & Vanity top



Double edge bar



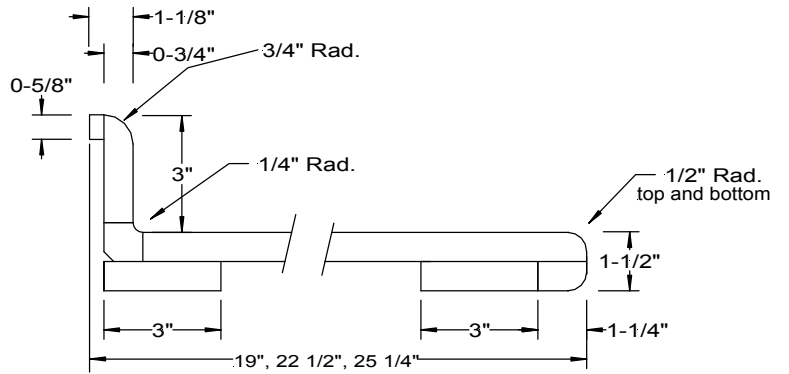
Single edge bar

# Post-formed Laminate Countertops

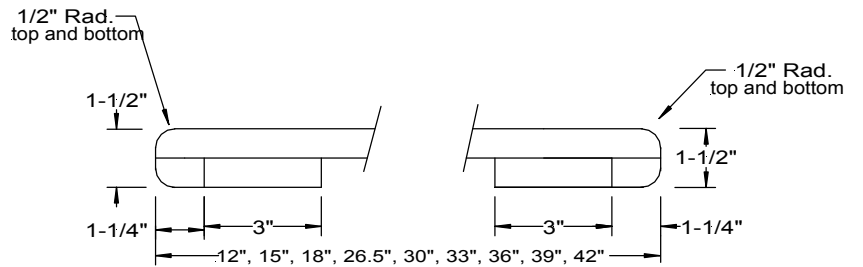
Style 4, E-2000

## Specifications

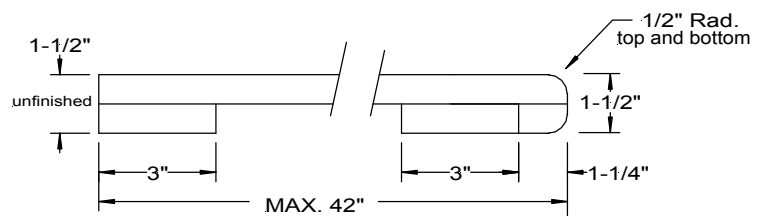
Kitchen & Vanity top



Double roll bar



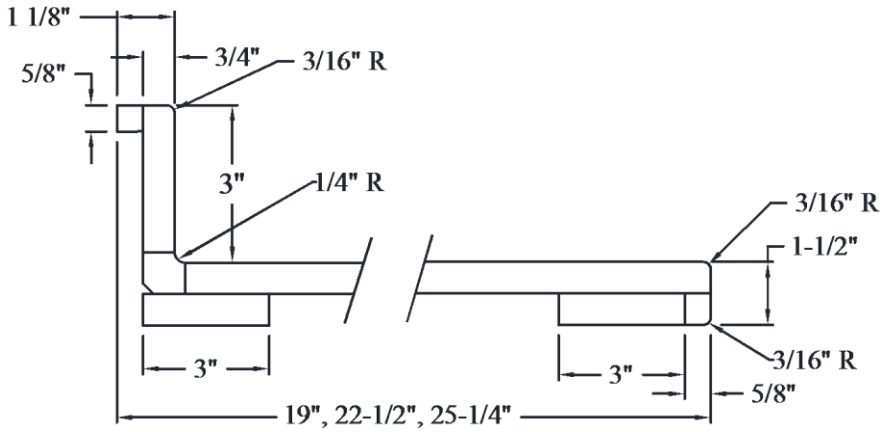
Single roll bar



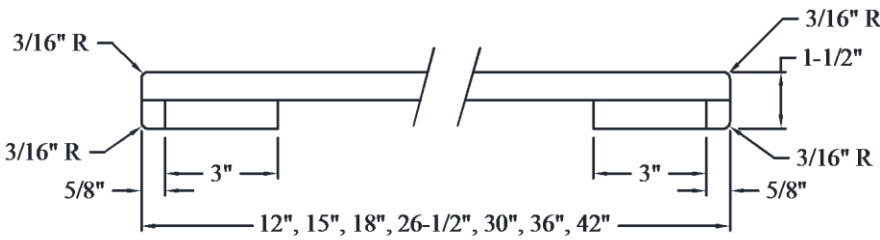
# Post-formed Laminate Countertops

## Style 6, Caspian

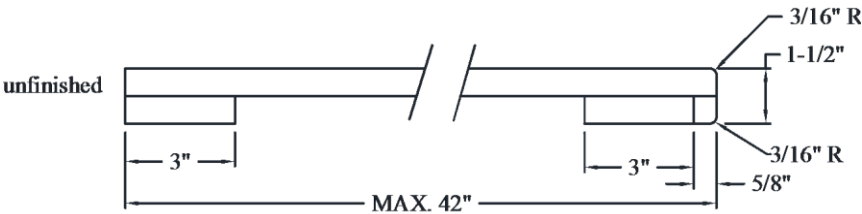
### Specifications



Kitchen & Vanity top



Double roll bar



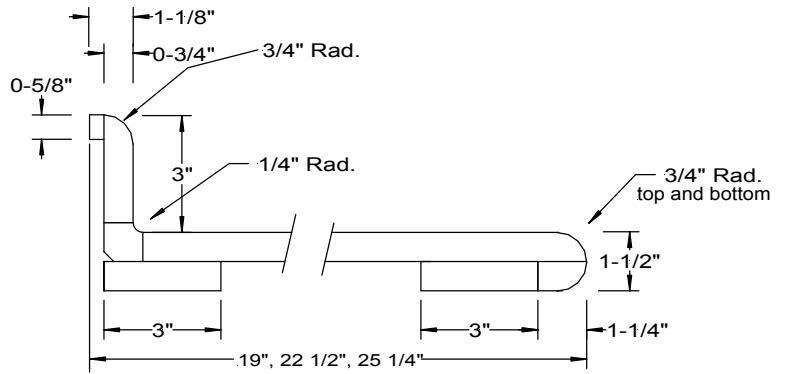
Single roll bar

# Post-formed Laminate Countertops

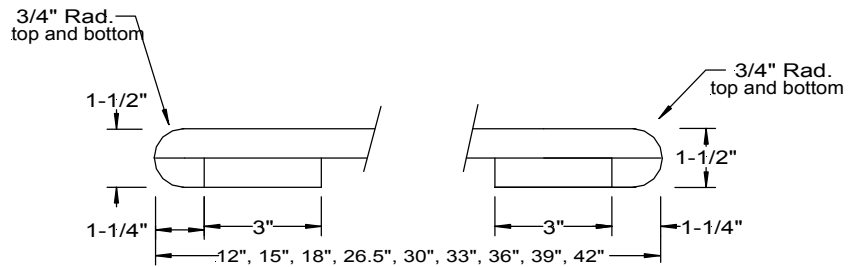
Style 9, E-1500

## Specifications

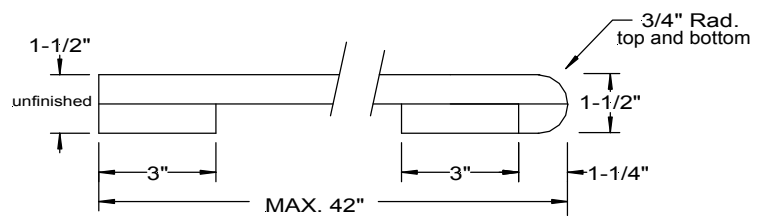
Kitchen & Vanity top



Double roll bar



Single roll bar

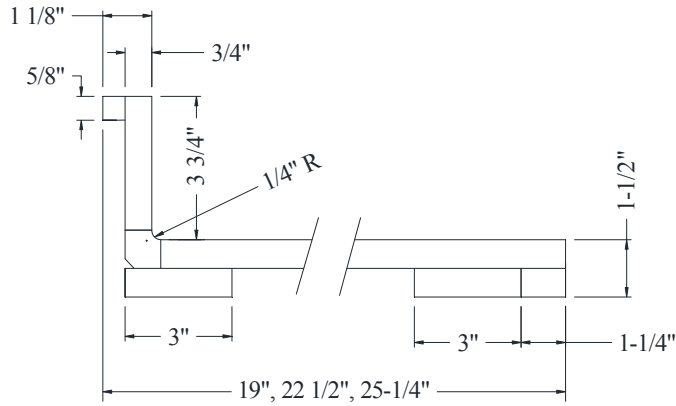




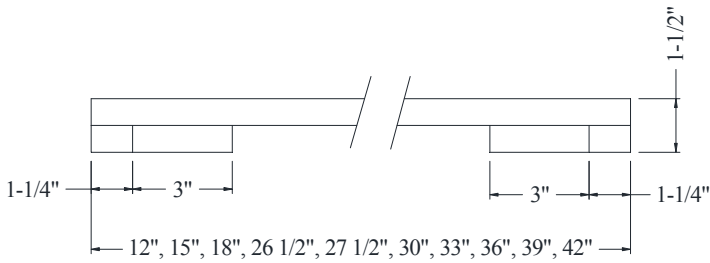
# Post-formed Laminate Countertops

## Style 5, Square Edge (Self Edge)

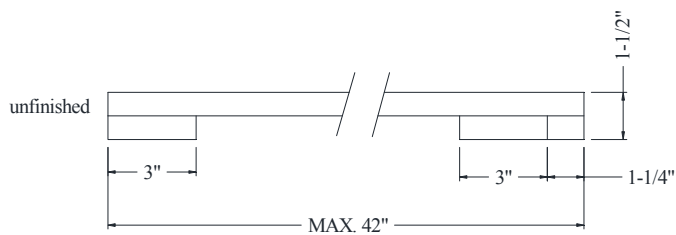
### Specifications



Kitchen & Vanity top



Double edge bar



Single edge bar

## Post-formed Laminate Countertops

Intentionally left blank

## Post-formed Laminate Countertops

Intentionally left blank

This page intentionally left blank



Kitchen & Vanity top

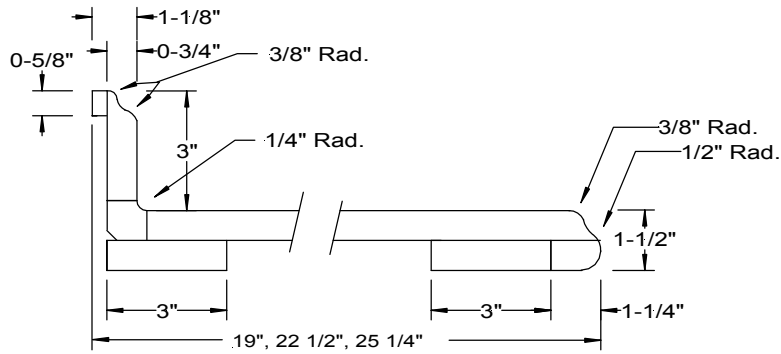
Double edge bar

Single edge bar

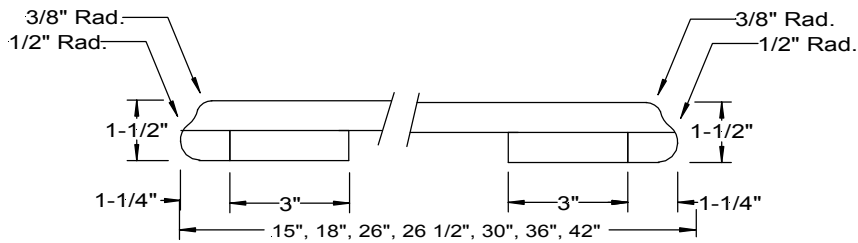
# Post-formed Laminate Countertops

## Style 21, Amore

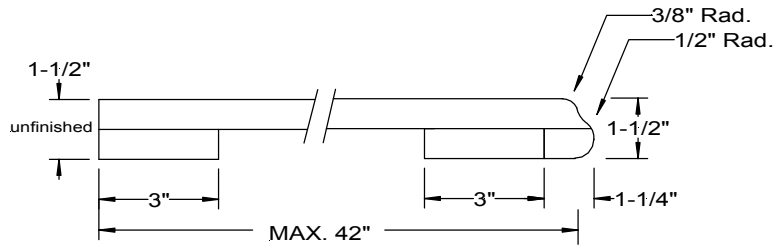
### Specifications



Kitchen & Vanity top



Double edge bar



Single edge bar

Please read and understand this information before you **SELL** and **ORDER** a Style 21 or 22 top.

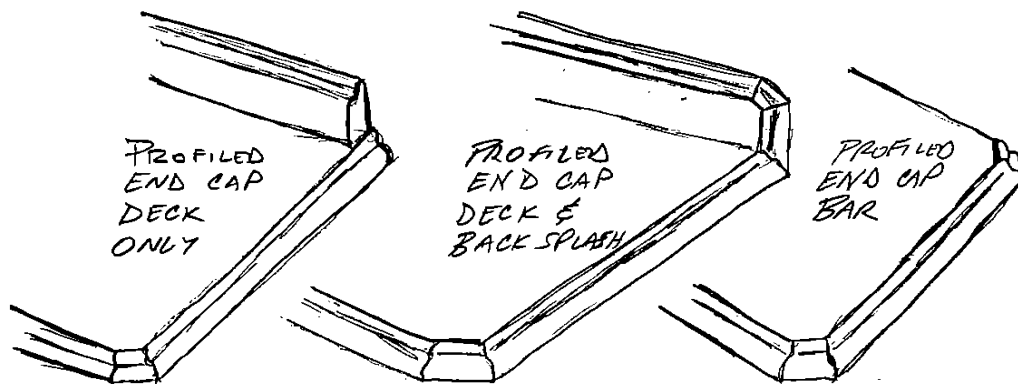
### End Cap Options

**Flat cap:** a standard lami cap.

**Profiled end cap deck only:** Kitchen and Vanity tops can be made with a profiled end cap that returns back to the wall and a flat cap on the back splash. This same method would be used if the top does not have a back splash but is against the wall.

**Profiled end cap deck and back splash:** Kitchen and Vanity tops can be made with a profiled end cap that returns the profile back to the wall and up the back splash.

**Profiled end cap bar (2 corners):** Double roll bar tops can be made with a profiled end cap that goes all the way around the end of the bar.

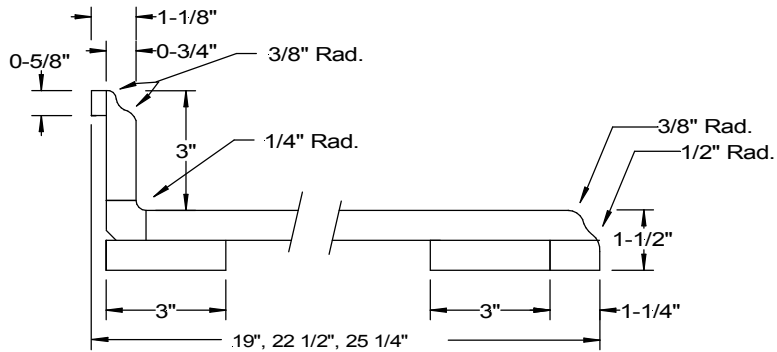


Before you order a Profiled End Cap you **MUST** have purchased and shown your customer the Profiled End Cap display (Cost is \$50). This display shows the additional seams that are required to achieve this look, and in the case of the profiled deck & back splash, shows the seam fill spot required at the point where the rounded inside radius of the cove meets the square corner of the profiled edge. We feel it necessary for you to see what you will be getting if you order a profiled end. These tops are not returnable for these reasons. Tops with flat caps can be ordered without purchasing the display.

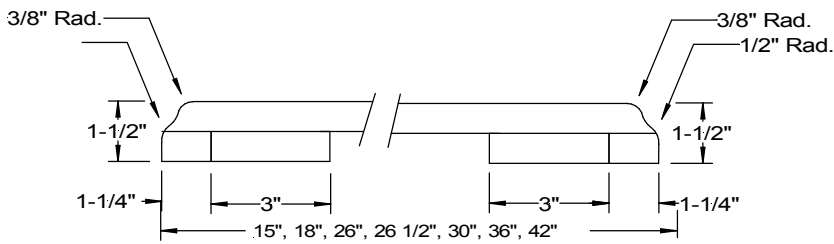
# Post-formed Laminate Countertops

## Style 22, Vida

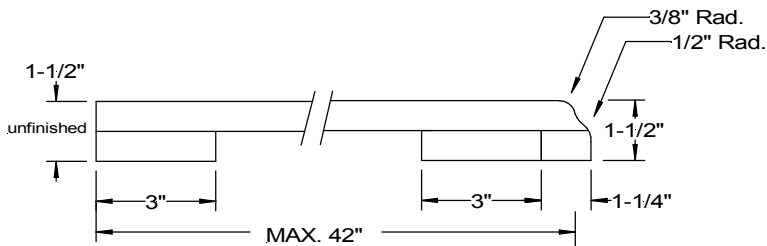
### Specifications



Kitchen & Vanity top



Double edge bar



Single edge bar

# Post-formed Laminate Countertops

Pricing per foot

Suggested Retail Price

## Suggested Retail Price

Style 1 & 2	stock	level 1	level 2	level 3	level 4	180fx	deepstar
kitchen, vanity & bar 0-27"	\$19.16	\$20.83	\$24.43	\$22.96	\$27.27	\$33.15	\$34.45
bar 30"-36"	\$31.31	\$34.04	\$37.64	\$36.16	\$40.83	\$53.76	\$60.08
bar over 36"	n/a	\$37.54	\$41.14	\$39.66	\$44.42	\$57.36	\$63.59

Style 4 & 9							
kitchen, vanity & bar 0-18"		\$22.62	\$26.22	\$24.75	\$29.10	\$34.98	\$36.23
bar 26.5"-36"		\$35.82	\$39.42	\$37.95	\$42.66	\$55.59	\$61.87
bar over 36"		\$39.32	\$42.92	\$41.45	\$46.25	\$59.19	\$65.37

Style 3 & 5							
kitchen, vanity & bar 0-27"		\$23.46	\$27.06	\$25.59	\$29.97	\$35.85	\$37.07
bar 30"-36"		\$36.66	\$40.26	\$38.79	\$43.52	\$56.46	\$62.71
bar over 36"		\$40.16	\$43.76	\$42.29	\$47.12	\$60.05	\$66.21

Style 6, 21 & 22							
kitchen, vanity & bar 0-18"		\$27.38	\$30.98	\$29.51	\$33.99	\$39.87	\$41.00
bar 26.5"-36"		\$40.06	\$43.66	\$42.19	\$47.01	\$59.95	\$66.11
bar over 36"		\$43.56	\$47.16	\$45.69	\$50.60	\$63.54	\$69.61

all 33" and 39" wide bars will incur an additional \$120 set up charge/ order



# Post-formed Laminate Countertops

## Pricing of Accessories

### Suggested Retail Price

Item	Suggested Retail Price
Miter	\$ 44
Assm. splice in miter	\$ 83
Full splice	\$ 79
Assembled splice or miter	\$ 117
Radius or clip corner	\$ 34
Ease	\$ 19
Sink Cut out	\$ 66
Top mount end splash	\$ 50
End Cap	\$ 24
Out of square miter	\$ 87
Out of square end cut	\$ 40
Raised shelf	\$ 298
Cook top cut out	\$ 131
Slider cut out	\$ 131
Loose end cap	\$ 19
Double angle cut w/caps	\$ 104
Full arc	\$ 79
Notch	\$ 84
Notch and fill	\$ 147
Rip length	\$ 21
Bevel cap w mini clip	\$ 177
Bevel cap w/2 mini clips	\$ 243
Bevel top mount end splash	\$ 193
*Profiled end cap deck and b/s	\$ 472
*Profiled end cap deck only	\$ 407
*Profiled end cap bar (2 corners)	\$ 459
*Profiled end splash-adjustable	\$ 245
*Set on end splash	\$ 245
Solid Core - per sq. ft.	\$ 4
Brown Backer - per sq. ft.	\$ 3

\*These accessories for Style 21 & 22

### Related items

Seam fil	\$ 15
Form fil (includes ship direct)	\$ 61
Grommet, beige, 1.75" bore	\$ 11
Grommet, beige, 2.5" bore	\$ 11
Adhesive, 16oz spray can	\$ 46
Adhesive, flammable contact, 5 gal.	\$ 248
Melamine, 1S white, 4x8x3/4"	\$ 92
Melamine, 2S white, 4x8x3/4"	\$ 92
Particle Board, 4x8x3/4, 1/2, 5/8	\$ 67
Pull up bolt	\$ 0.44
Laminate Angled Brace	\$ 354
Steel Brace, 21"x 15" white	\$ 53

# Laminate Sheet Goods

Pricing per sq. ft.

	<b>Suggested Retail Price</b>	<b>Dealer cost</b>
	<b>\$/sq. ft.</b>	<b>\$/sq. ft.</b>
<b>Wilsonart</b>		
-60 & -38 finish	\$ 5.45	\$ 3.12
-1, -7, -12, -18, -22, -52, -78, -90, -X, -HW	\$ 6.52	\$ 3.73
-HD (deepstars)	\$ 8.91	\$ 5.09
Freight options:		
Our truck	drop charge	
UPS Direct:	\$ 52.50	\$ 30.00
<b>Formica</b>		
All - 43 or 58	\$ 4.72	\$ 2.70
Microdot & Sculpted, MC, SP	\$ 5.18	\$ 2.96
All - 34, 42, 46, 77, RW, RD, NG (not 180fx)	\$ 6.43	\$ 3.68
All 180 FX	\$ 7.66	\$ 4.38
Jonathan Alder Collection -58	\$ 6.43	\$ 3.68
Jonathan Alder Collection -90	\$ 6.92	\$ 3.96
Freight options:		
Our truck	drop charge	
UPS Direct:	\$ 52.50	\$ 30.00
<b>Nevamar</b>		
-T, -E, -N, -V, -D finish	\$ 6.08	\$ 3.48
CR, CV, B, BG, BF, S, Z, PV finish	\$ 7.12	\$ 4.07
Freight options:		
Our truck	drop charge	
UPS Direct:	\$ 61.25	\$ 35.00
<b>Pionite</b>		
N	\$ 4.56	\$ 2.61
G, J, L, C, W, Z, H, U	\$ 5.33	\$ 3.05
V, R	\$ 5.94	\$ 3.40
Freight options:		
Our truck	drop charge	
UPS Direct:	\$ 61.25	\$ 35.00

# Karran under-mount sinks

## Pricing

<u>Model</u>	<u>Installed Price</u> <u>Sugg. Retail</u>
<b><i>Acrylic in White or Bisque</i></b>	
A-350	\$843
Newport	\$843
Kingston	\$843
Hampton	\$843
Tuscany	\$843
Concord	\$843
Landin	\$843
Sorrento	\$843
Meridan	\$843
Fulton	\$843
Monaco	\$843
Nova	\$812
Benton	\$721
Madrid	\$715
Monterey	\$690
Del Mar	\$612
York	\$565
York-IO	\$578
Windsor	\$575
Oxford	\$597
Sheffield	\$612
Strainer	\$44
Disposal Flange	\$44

<b><i>Stainless Steel</i></b>	
E-303	\$768
E-305	\$742
E-310	\$723
E-315	\$739
E-320	\$892
E-330	\$914
E-340	\$1,073
E-350	\$1,134
E-360R	\$1,165
EW-07	\$501
EW-09	\$517
E-410	\$787
E-415	\$787
E-420	\$962
E-440	\$1,200
E-505	\$984
E-510	\$1,134
E-520	\$1,277
E-525	\$1,188
E-540	\$1,480
E-550	\$1,677
E-560R	\$1,677
E-560L	\$1,677
L-1 strainer	\$27
<b><i>Quartz</i></b>	
Q-15	\$984
Q-45	\$1,245
Q-55	\$1,245
Q-320	\$984
Q-340	\$1,083
Q-350	\$1,083
Q-360R	\$1,116
Strainer	\$44
Disposal Flange	\$44

## Post-formed Laminate Countertops

Lead Time

Vanguard Stock Colors  
Noon cut off 1.5 days prior to delivery day

LISTED IN CATALOG (both color and finish required)  
Level 1, 2, 180fx & Deepstar Colors  
Tuesday noon cut off, add 1 week, deliver next truck

NOT LISTED IN CATALOG but LAMI IS AVAILABLE IN THIS FINISH  
Level 3 & 4 Colors  
Tuesday noon cut off, add 2 weeks, deliver next truck

NOT LISTED IN CATALOG and LAMI IS NOT AVAILABLE IN THIS FINISH (this  
is a factory order to have a specific color made in a non-standard finish)  
All Level Colors  
Tuesday noon cut off, add 6 weeks, deliver next truck

Lead Times subject to schedule & product availability.  
All orders will be confirmed via fax and include an expected ship date

# Information

## Order Form

**FAX: 563-556-0832 - Vanguard** Please: (Circle One) Quote, Order, Order Mat'Is Only.

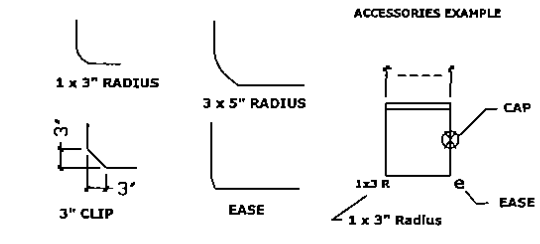
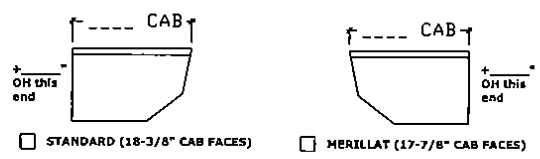
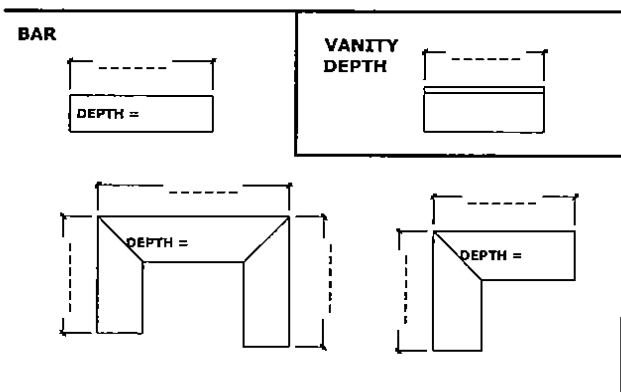
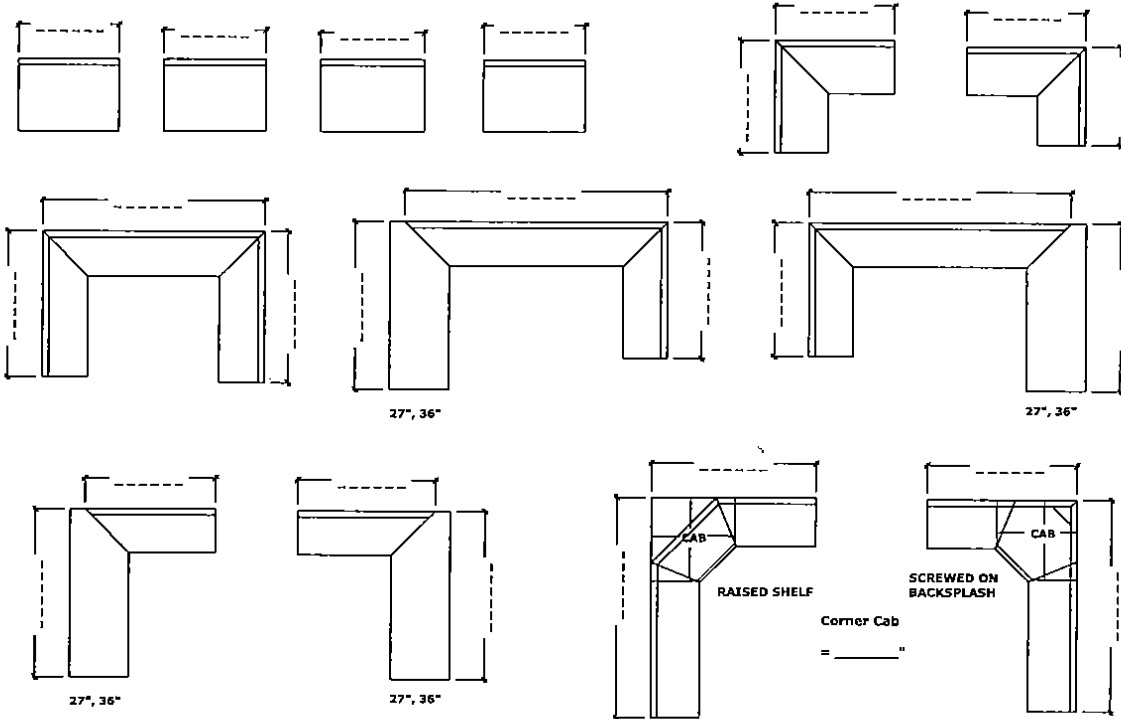
P.O. # \_\_\_\_\_ Final Sizes On \_\_\_\_\_ date

**FROM:** \_\_\_\_\_ @ \_\_\_\_\_ **JOB NAME:** \_\_\_\_\_  
your company your town/city your name

**COLOR:** \_\_\_\_\_ # \_\_\_\_\_ **STYLE:** \_\_\_\_\_ (use a separate sheet for multiple colors or styles)  
name

**SHIPMENT:** (circle one) **VANGUARD TRUCK** **PICK-UP**

### KITCHEN DEPTH



**ALL DIMENSIONS ARE TOP DIMENSIONS UNLESS OTHERWISE NOTED**

FAX: 563-556-0832 - Vanguard

Please: (Circle One) Quote, Order, Order Mat'ls Only.

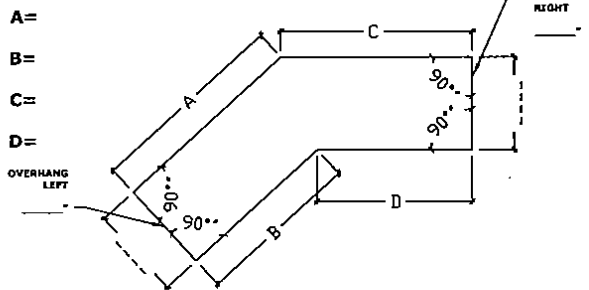
P.O. # \_\_\_\_\_ Final Sizes On \_\_\_\_\_ date

FROM: \_\_\_\_\_ @ \_\_\_\_\_ your company your town/city your name JOB NAME: \_\_\_\_\_

COLOR: \_\_\_\_\_ # \_\_\_\_\_ name STYLE: \_\_\_\_\_ (use a separate sheet for multiple colors or styles)

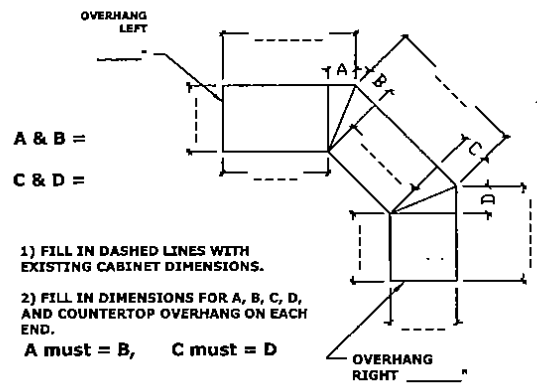
SHIPMENT: (circle one) VANGUARD TRUCK PICK-UP

How to Measure An Angled Countertop (fill in dimensions as indicated below)



- 1) FILL IN DIMENSIONS FOR A, B, C, D, AND OVERHANG ON EACH END.
- 2) A MINUS B MUST EQUAL C MINUS D TO CALCULATE ANGLE.

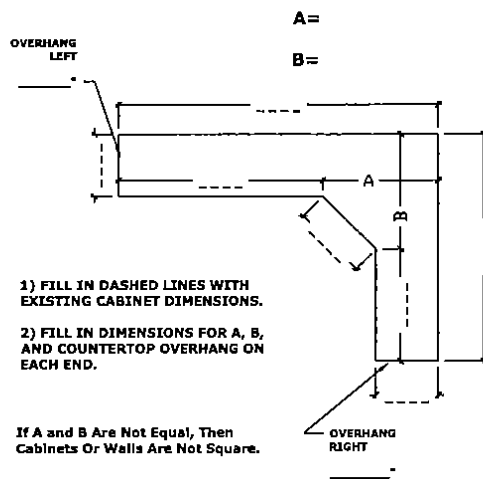
How to Measure An Angled Countertop (fill in dimensions as indicated below)



- 1) FILL IN DASHED LINES WITH EXISTING CABINET DIMENSIONS.
- 2) FILL IN DIMENSIONS FOR A, B, C, D, AND COUNTERTOP OVERHANG ON EACH END.

A must = B, C must = D

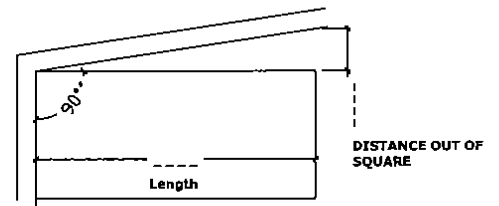
How to Measure A Diagonal Corner (fill in dimensions as indicated below)



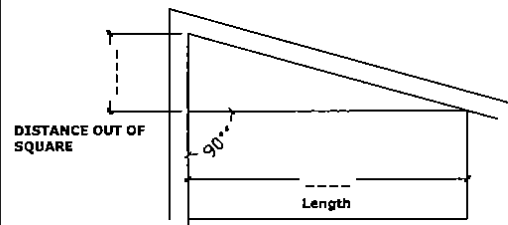
- 1) FILL IN DASHED LINES WITH EXISTING CABINET DIMENSIONS.
- 2) FILL IN DIMENSIONS FOR A, B, AND COUNTERTOP OVERHANG ON EACH END.

If A and B Are Not Equal, Then Cabinets Or Walls Are Not Square.

How To Measure an Out of Square Corner (Use Whichever Applies)



If Over 90 deg. Defined As: Distance Over 90 deg. at Length

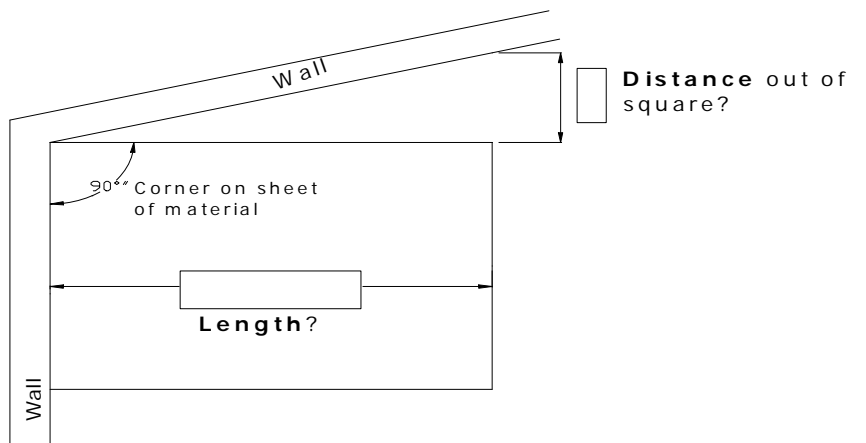


If Under 90 deg. Defined As: Distance Under 90 deg. at Length

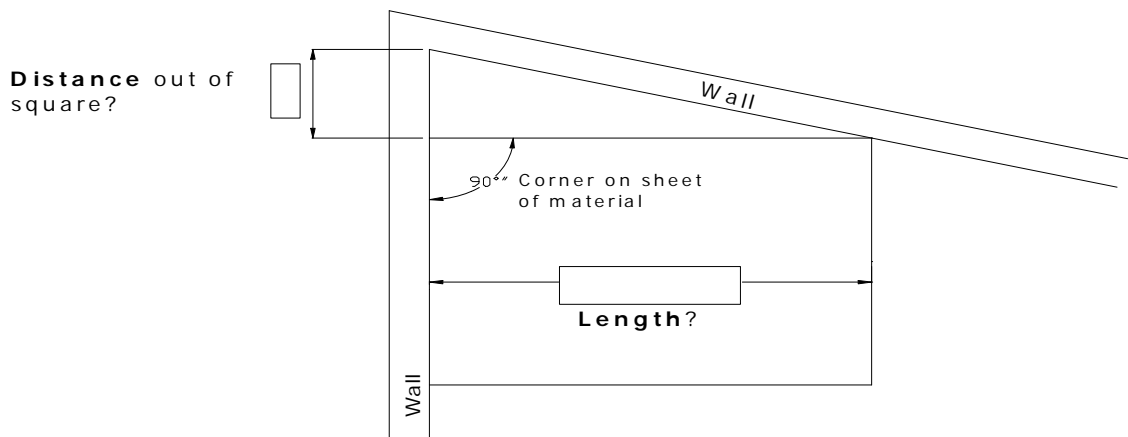
Measuring Guide

Out-of-square corner

If over 90 degrees define as: **Distance** over 90 degrees at **Length**



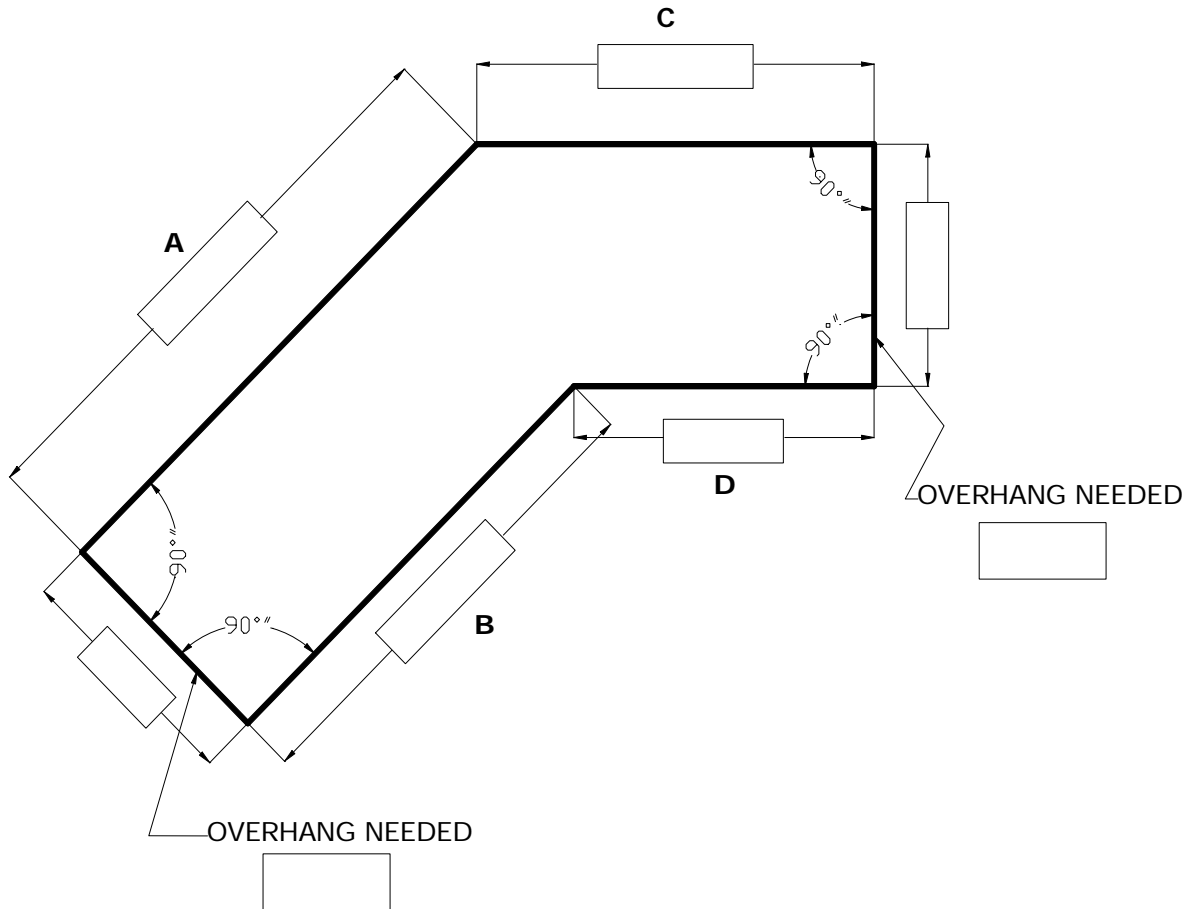
If over 90 degrees define as: **Distance** under 90 degrees at **Length**



# Information

## Measuring Guide

### Angled Top

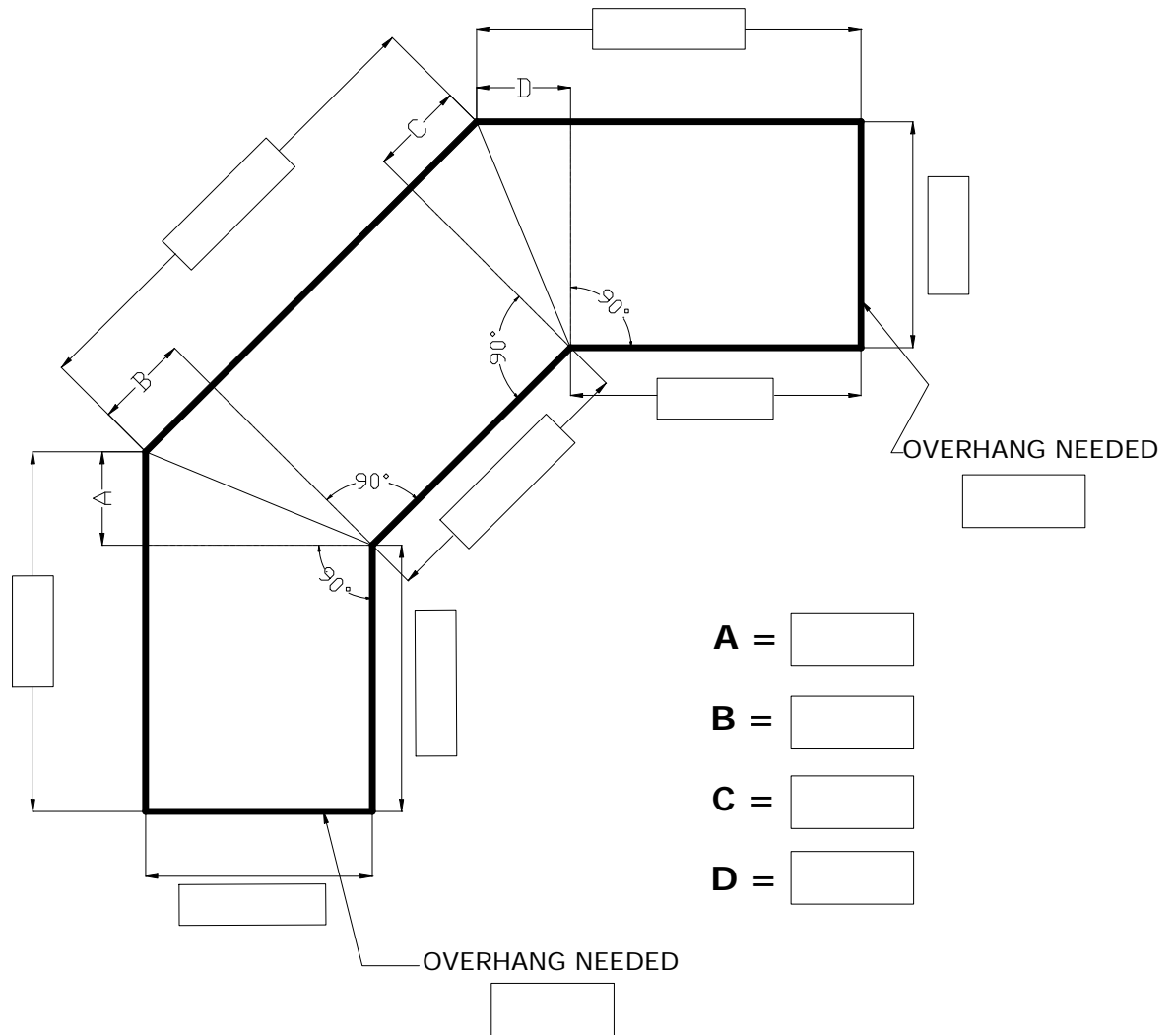


- 1) Fill in boxes with cabinet sizes.
- 2) A minus B MUST equal C minus D.
- 3) Fill in the overhang needed.
- 4) Depth of top must be the same.



Measuring Guide

Double Angled Top

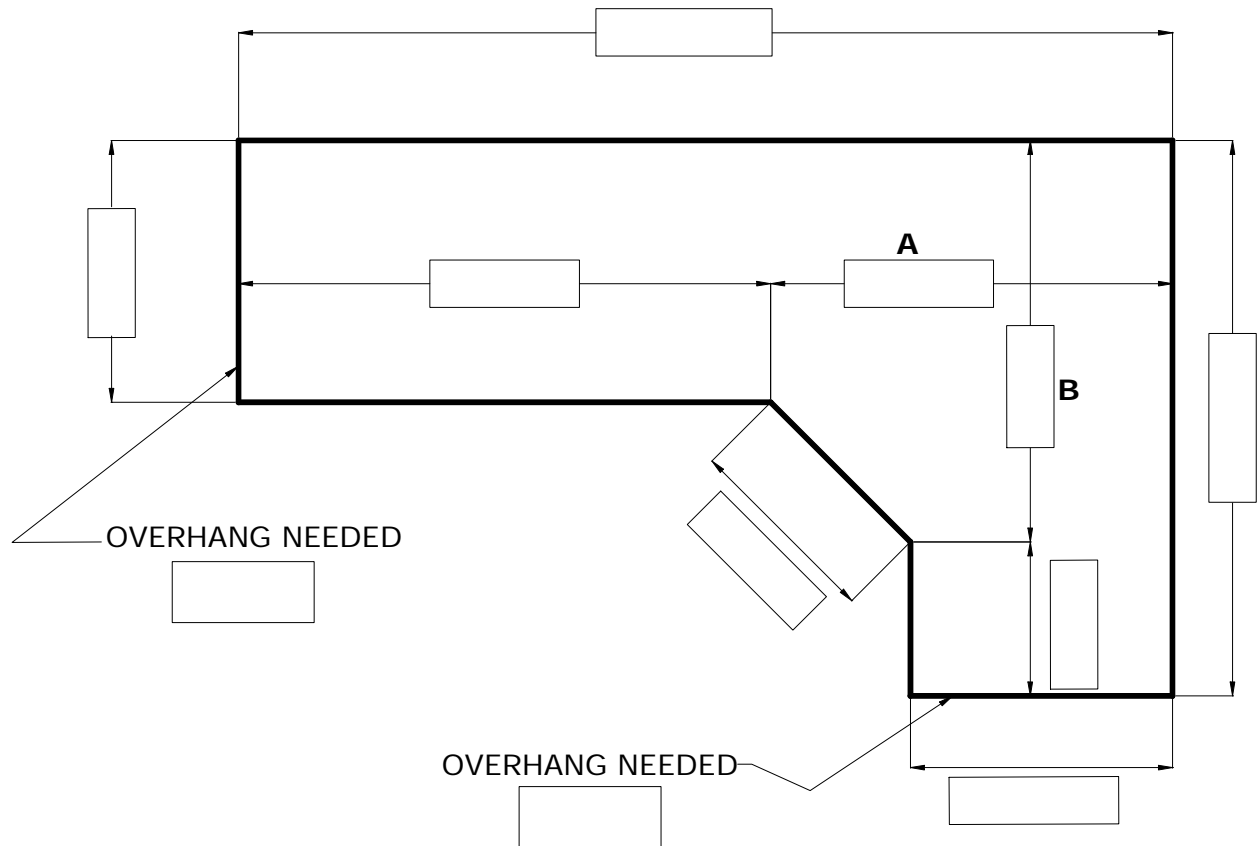


- 1) Fill in boxes with existing cabinet sizes.
- 2) A must equal B.
- 3) C must equal D.
- 4) Fill in the overhang needed.
- 5) Depth of top must be the same.

# Information

## Measuring Guide

### Diagonal Corner



- 1) Fill in all boxes with cabinet sizes.
- 2) Fill in the overhang needed.
- 3) Depth of top must be the same.

If A Does not equal B, then either cabinets and/or walls are out-of-square.

### Questions to Answer:

Do we build tops square and the installer will scribe to fit?

Do we build tops out-of-square?

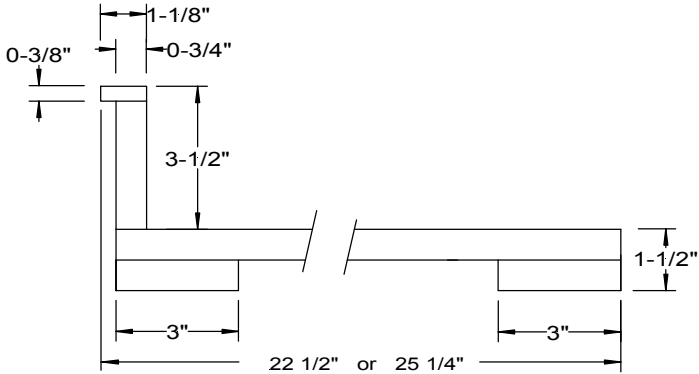
# Custom Laminate Countertops

## Square Edge

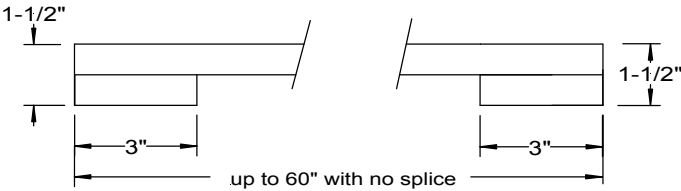
### Specifications

This custom top can be made to any specification. The specs. below will be used unless otherwise requested.

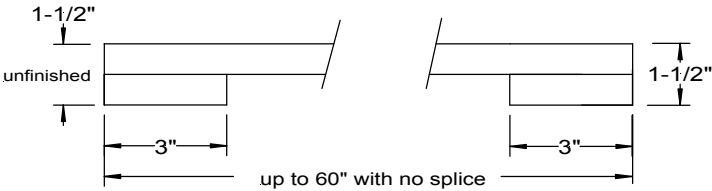
Kitchen & Vanity top



Double edge bar



Single edge bar



## Custom Laminate Countertops

### Square Edge

This is an all-laminate top that can be manufactured in any laminate color or type.

These tops are priced by the specific job, not per linear foot.

Please fax a sketch to Vanguard for pricing and lead time.

As always, for the best price and quickest lead time, choose one of Vanguard's stock colors.

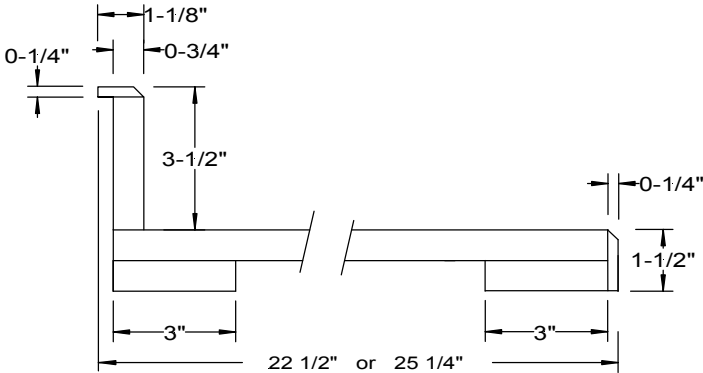
# Custom Laminate Countertops

## Bevel Edge

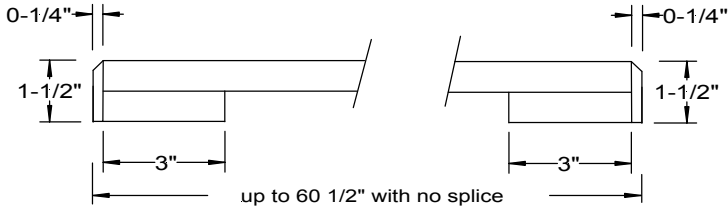
### Specifications

This custom top can be made to any specification. The specs. below will be used unless otherwise requested.

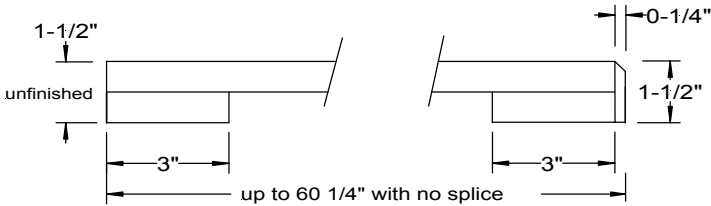
Kitchen & Vanity top



Double edge bar



Single edge bar



## Custom Laminate Countertops

### Bevel Edge

This is an all-laminate top that can be manufactured in any laminate color or type. A complementing colored bevel is often used.

These tops are priced by the specific job, not per linear foot.

Please fax a sketch to Vanguard for pricing and lead-time.

As always, for the best price and quickest lead-time, choose one of Vanguard's stock colors.

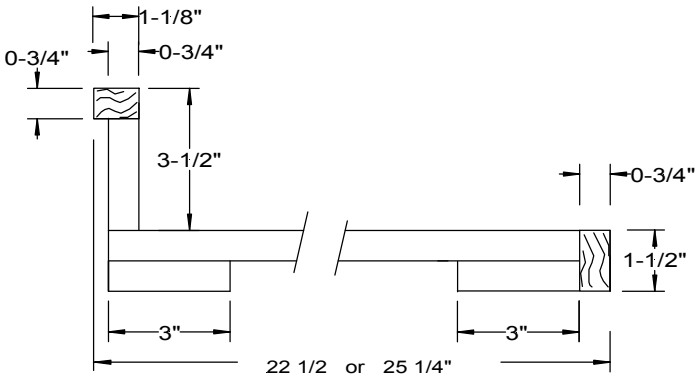
# Custom Laminate Countertops

## Wood Edge

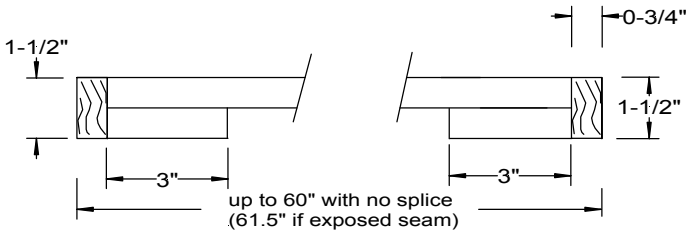
### Specifications

This custom top can be made to any specification. The specs. below will be used unless otherwise requested.

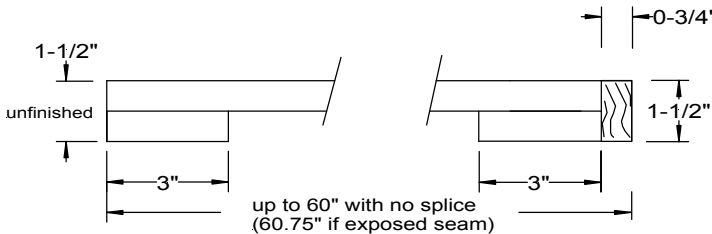
Kitchen & Vanity top



Double edge bar



Single edge bar



## Custom Laminate Countertops

### Wood Edge

This is a laminate top with a solid wood front edge and solid wood backsplash top. This top can be manufactured in any laminate color or type.

These tops are priced by the specific job, not per linear foot.

Please fax a sketch to Vanguard for pricing and lead-time.

As always, for the best price and quickest lead time, choose one of Vanguard's stock colors.

Choices that need to be determined for this style of top are:

Type:

- Hidden Seam
- Exposed Seam

Wood:

- Oak
- Maple
- Cherry
- Other

Profile

- Square
- Bevel
- Roundover
- Ogee
- Other

Reveal

- Regular
- Reveal

See next pages to determine which options are desired.

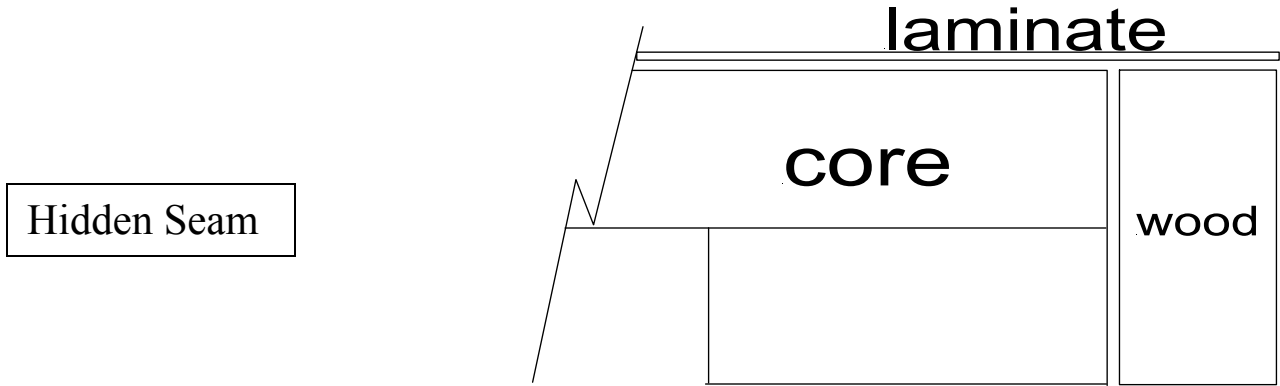


Wood Edge

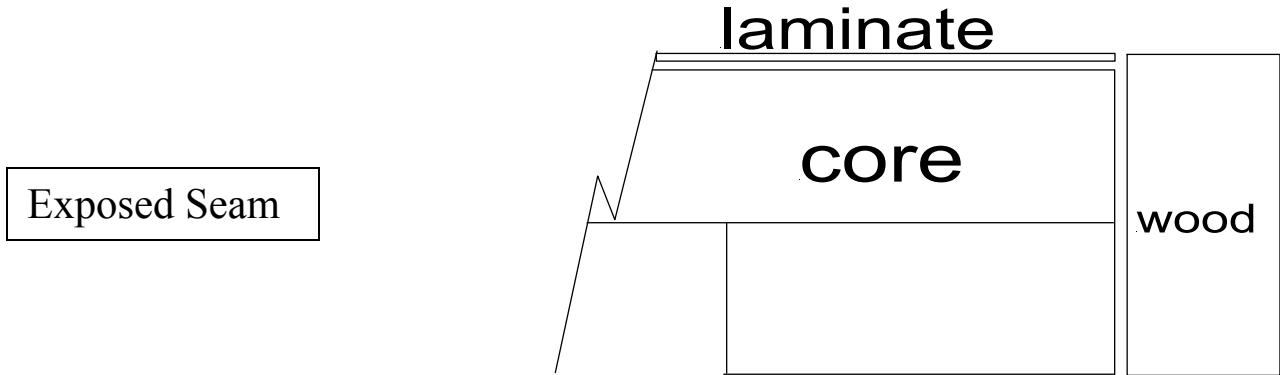
Type

*Hidden Seam or Exposed Seam*

Hidden Seam is used to describe the edge style that the wood is first adhered to the core, and then the laminate is placed over both, hiding the seam between the core and the wood. This is the less expensive of the two methods, and is more structurally sound.



Exposed Seam is when the wood is applied to the core after the core is laminated. This exposes the full 3/4" top edge of the wood, however also exposes the seam. This top is more expensive due to the labor-intensive process of adhering the wood after laminating.



## Custom Laminate Countertops

Wood Edge

Wood

Oak is by far the most commonly used wood and is in stock at Vanguard.

Other more expensive options readily available include maple and cherry, however any available type of wood can be specified.

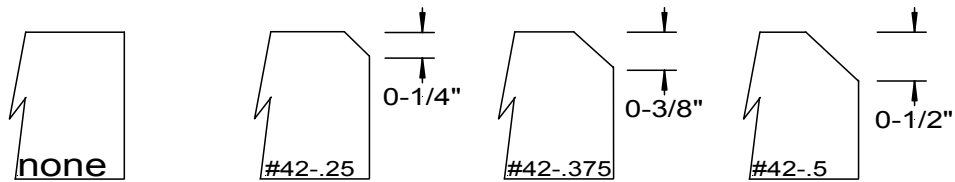
# Custom Laminate Countertops

## Wood Edge

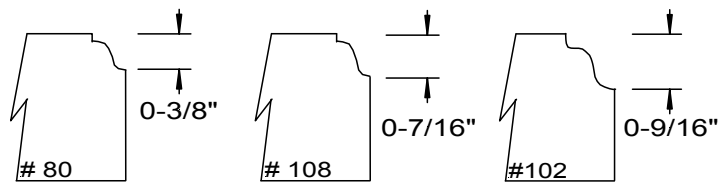
### Profiles

Note: profiles can also be added to the bottom of the front edge if desired.

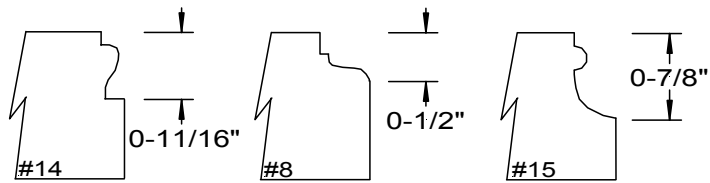
none  
or  
bevel



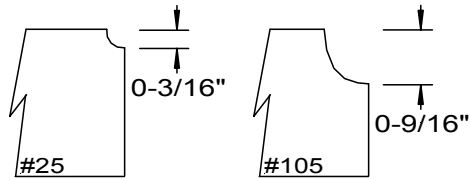
ogee



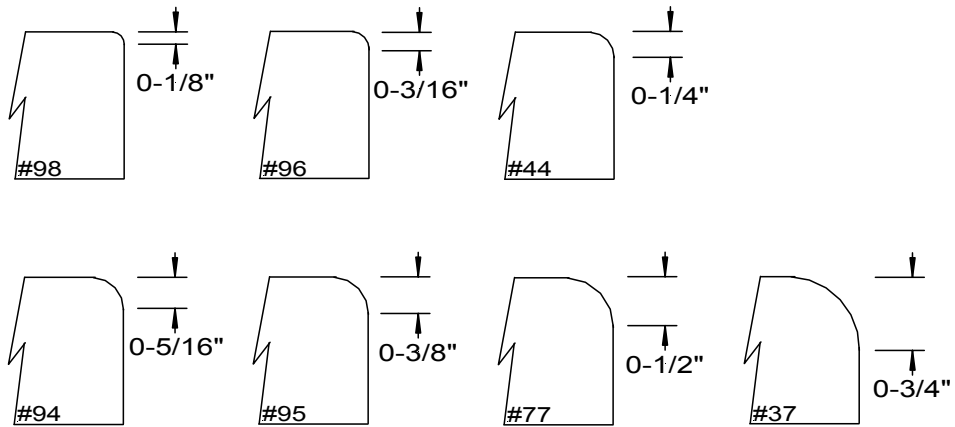
other



other



roundover  
  
(not  
available  
on hidden  
seam)



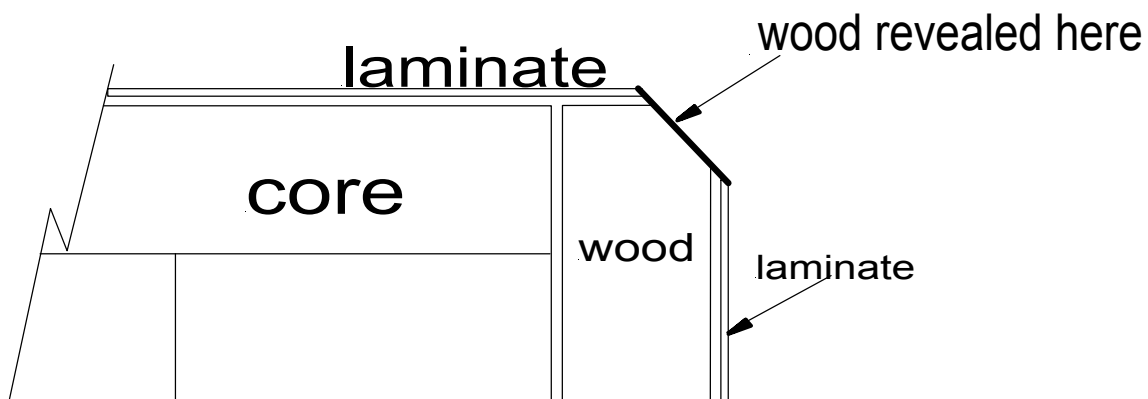
## Custom Laminate Countertops

Wood Edge

Reveal

Available only on Hidden Seam Style

Reveal refers to covering the front edge of the wood with laminate in addition to the top of the wood when using the Hidden Seam Style. When the profile is routed into the edge, the wood is “revealed” only in the profile area.

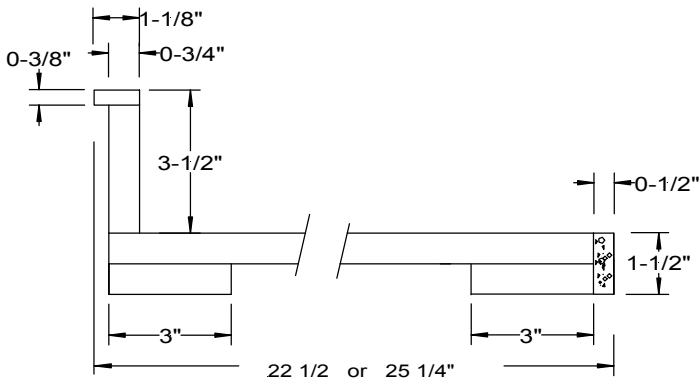


Solid Surface Front Edge

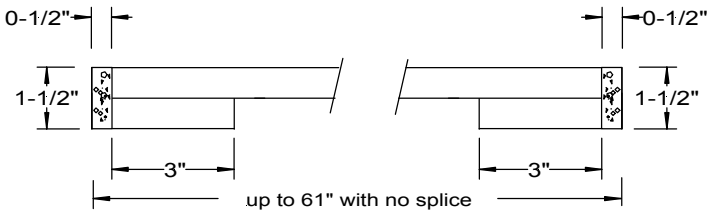
Specifications

This custom top can be made to any specification. The specs. below will be used unless otherwise requested.

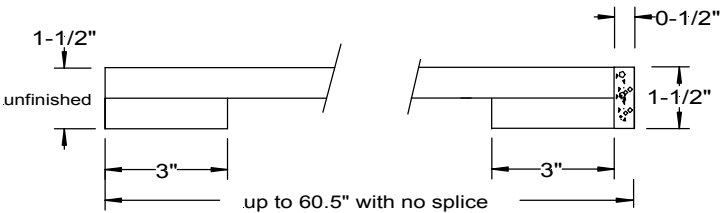
Kitchen & Vanity top



Double edge bar



Single edge bar



## Custom Laminate Countertops

### Solid Surface Front Edge

This is a laminate top with a solid surface front edge only. This top can be manufactured in any laminate color or type. A complementing colored front edge is used.

These tops are priced by the specific job, not per linear foot.

Please fax a sketch to Vanguard for pricing and lead-time.

As always, for the best price and quickest lead-time, choose one of Vanguard's stock colors.

Choices that need to be determined for this style of top are:

Laminate color

Manufacturer and color of solid surface: Vanguard is certified for and offers the following solid surface products:

- ❑ Corian
- ❑ Meganite
- ❑ Wilsonart Solid Surface
- ❑ Avonite
- ❑ LG Hi-Macs
- ❑ Formica Solid Surfacing

Profile

- ❑ Square
- ❑ Bevel
- ❑ Roundover
- ❑ Ogee
- ❑ Other

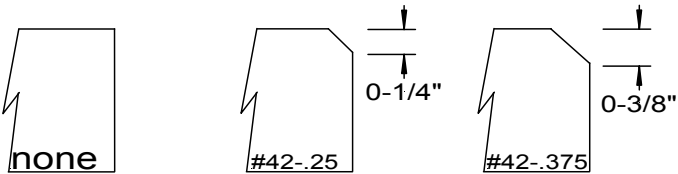
See next page to determine which profile is desired.

## Solid Surface Front Edge

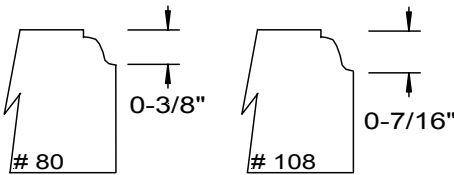
### Profiles

Note: profiles can also be added to the bottom of the front edge if desired.

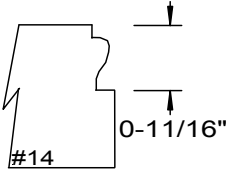
none  
or  
bevel



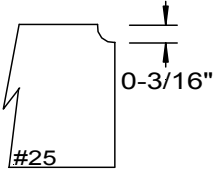
ogee



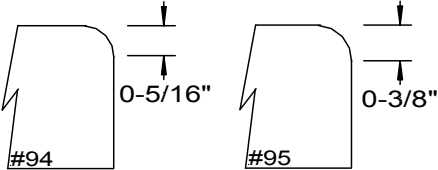
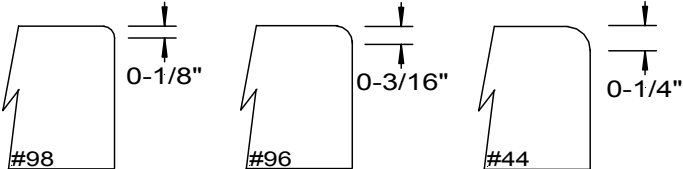
other



other



roundover




This page intentionally left blank

[Redacted content]

[Redacted content]



This page intentionally left blank



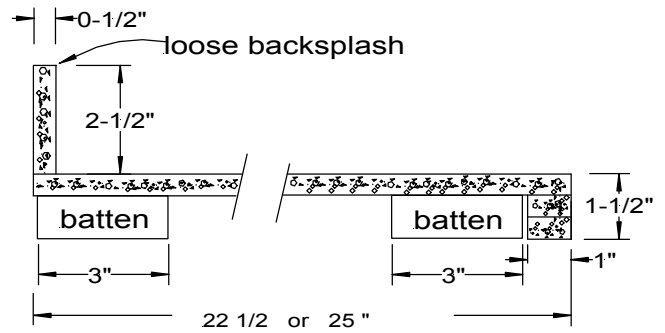
# Solid Surface Countertops

## Custom Solid Surface

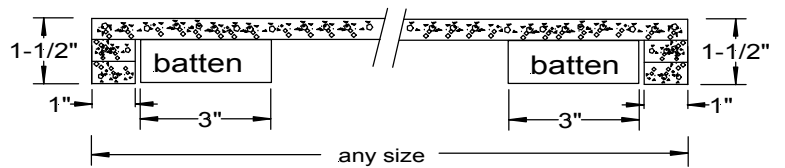
### Specifications

This custom top can be made to any specification. The specs. below will be used unless otherwise requested.

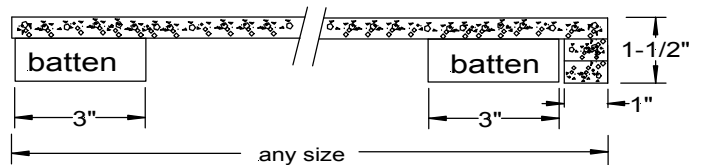
Kitchen & Vanity top



Double edge bar



Single edge bar



## Solid Surface Countertops

### Custom Solid Surface

This is a total solid surface top with a solid surface front edge. This top can be manufactured in any color or type. A complementing colored accent stripe is commonly used on the front edge.

These tops are priced by the specific job, not per linear foot. Please fax a sketch to Vanguard for pricing and lead-time.

Choices that need to be determined for this style of top are:

#### Solid Surface color

Manufacturer and color of solid surface: Vanguard is certified for and offers the following solid surface products:

- ❑ Corian [www.corian.com](http://www.corian.com)
- ❑ Meganite [www.meganite.com](http://www.meganite.com)
- ❑ Wilsonart Solid Surface [www.wilsonart.com](http://www.wilsonart.com)
- ❑ Avonite [www.avonite.com](http://www.avonite.com)
- ❑ LG Hi-Macs [www.lghi-macs.com](http://www.lghi-macs.com)
- ❑ Formica Solid Surfacing [www.formica.com](http://www.formica.com)

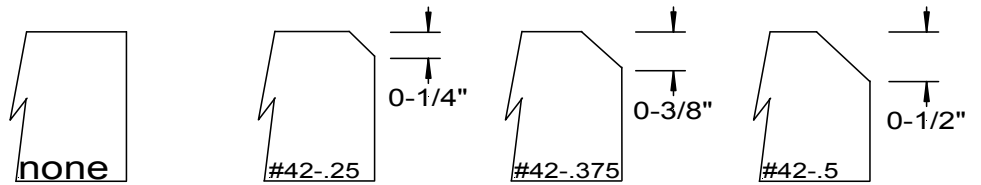
#### Profile

- ❑ Square
- ❑ Bevel
- ❑ Roundover
- ❑ Ogee
- ❑ Other

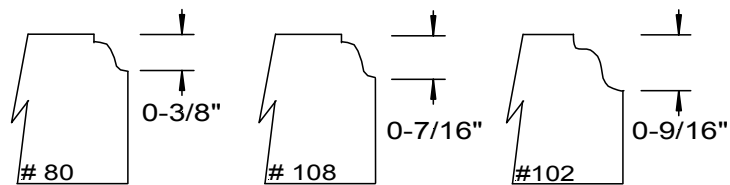
See next page to determine which profile is desired.

Note: profiles can also be added to the bottom of the front edge if desired.

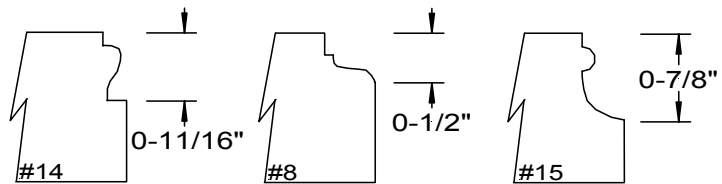
none  
or  
bevel



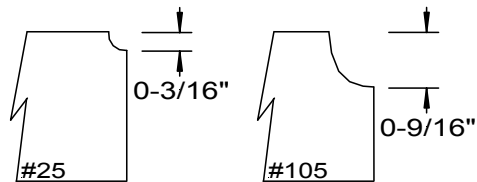
ogee



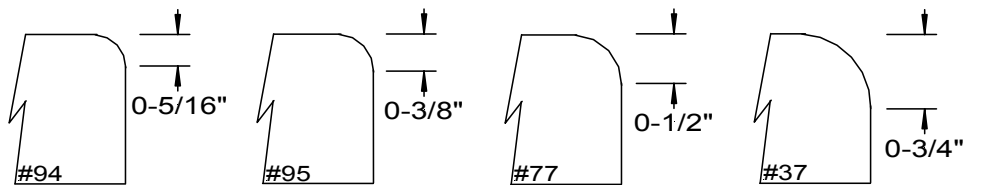
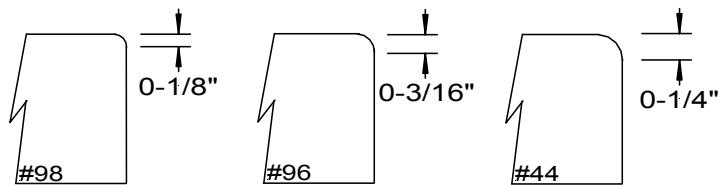
other



other



roundover



Freight Charges

Vanguard Truck on Regular Scheduled Truck runs:  
Call for current drop charge

Vanguard Truck on Special deliveries:  
Call for quote

UPS Direct laminate:  
See page 25

UPS from Vanguard:  
Minimum of \$20 carton and shipping charge, based on weight, size, and destination. Call for quote

USPS Priority Mail:  
\$10  
For items less than 2 lbs. and small enough to fit in a 1.5" x 5" x 8.5" box  
or a letter size envelope.

Pick up at Vanguard:  
No charge  
Pick up hours are 7am – 3:15pm, M-F

### Regular Scheduled Truck Runs

#### Mondays: West Run.

- ❑ North border including Hwy 3
- ❑ South border including Hwy 151 to Cedar Rapids, Hwy 1 to Iowa City & West on I-80, including Wyoming, IA
- ❑ East border Dubuque
- ❑ West border Hwy 14

#### Tuesdays: North Run.

- ❑ North border Minnesota border
- ❑ South border not including Hwy 3
- ❑ East border Dubuque/Mississippi River including Prairie du Chien, WI
- ❑ West border Interstate 35 including Clear Lake

#### Wednesday: WI/ North IL Run.

- ❑ North border includes Patch Grove, Lancaster, Platteville, WI
- ❑ South border Hwy 20 including Hanover and Pearl City, IL
- ❑ East border includes Stockton, Warren, IL
- ❑ West border Dubuque/Mississippi River

#### Fridays: South Run.

- ❑ North border including Hwy 52 in IL, points south of 151 in IA
- ❑ South border includes Burlington IA area
- ❑ East border is Mississippi River including points to Morrison and Lanark IL
- ❑ West border approx. Iowa City, IA

## Parameters for Assemblies

Straight countertops with assembled splice can be no longer than 168” unless being picked up.

L Shapes and U shapes **maximum** sizes are below in chart:

	Short Leg	Long Leg	Short Leg
L Shape	65”	0-164”	N/A
L Shape	62”	164.1-168”	N/A
U Shape	65”	0-164”	65”
U Shape	62”	164.1-168”	62”

### Vanguard Countertops Inc. LIMITED ONE YEAR WARRANTY

Vanguard Countertops Inc. (Vanguard) warrants to the consumer its products manufactured by Vanguard against defects in materials and workmanship, as determined by Vanguard, for a period of 1 (one) year. This warranty does not cover any causes of malfunction other than defects in materials and workmanship, such as malfunctions caused by, but not limited to, misuse, abuse, accident, modification, improper installation, chemicals, extreme temperatures, moisture or usual and customary wear. This warranty does not cover any gloss or polished finishes.

Exclusive remedy under this warranty: Vanguard, the manufacturer, shall be liable only for the repair or replacement, as the manufacturer may elect, of any Vanguard product returned to manufacturer, with transportation charges prepaid, if examination shall prove to manufacturer's satisfaction that the unit is defective in material or workmanship,

Vanguard will send a replacement product to the consumer for a Shipping and Handling Fee currently in effect. This warranty specifically does not include costs for removal of the defective product or installation of the replacement. If the defective product has been discontinued, Vanguard reserves the right to replace the defective product with a comparable product currently manufactured. There is no guarantee of full interchangeability offered, and the warranty does not apply to a discontinued product if at Vanguard's discretion a comparable product is not available.

To obtain a replacement under this Limited Warranty, consumers must return the defective product, to:

Vanguard Countertops Inc.  
1300 Synergy Ct.  
Dubuque, IA 52002

A written representation of the nature and cause of the defect must be enclosed with the returned defective product.

ALL WARRANTIES IMPLIED BY STATE LAW, INCLUDING IMPLIED WARRANTIES OF MERCHANTABILITY AND FITNESS FOR A PARTICULAR PURPOSE ARE EXPRESSLY LIMITED AS SET FORTH ABOVE. However, some states do not allow limitations on how long an implied warranty lasts, so the above limitations may not apply to you. WITH THE EXCEPTION OF ANY WARRANTIES IMPLIED BY STATE LAW AS HEREBY LIMITED, THE FOREGOING EXPRESS LIMITED WARRANTY IS IN LIEU OF ALL OTHER WARRANTIES, WHETHER ORAL, WRITTEN, EXPRESS, OR IMPLIED. VANGUARDS' WARRANTY OBLIGATIONS AND CONSUMER'S REMEDIES HEREUNDER ARE SOLELY AND EXCLUSIVELY AS STATED HEREIN. IN NO EVENT SHALL VANGUARD BE LIABLE FOR ANY LOSS OF REVENUE OR PROFITS, LOSS OF USE OF EQUIPMENT, OR OTHER CONSEQUENTIAL OR INCIDENTAL DAMAGES RESULTING FROM THE USE, INSTALLATION, PERFORMANCE, OR FAILURE OF IT'S PRODUCTS. However, some states do not allow the exclusion or limitation of incidental or consequential damages, so the above limitations or exclusions may not apply to you. This warranty gives you specific legal rights, and you may also have other rights that may vary from state to state.



## Tolerances and Quality Issues

## TOLERANCES OF COUNTERTOPS:

TOPS MUST BE WITHIN + OR - 1/16" OF THE NOMINAL DIMENSION. THIS DIMENSION IS MEASURED PRIOR TO ATTACHING END CAPS IF ANY ARE REQUIRED. ALL SPLICED COUNTERTOPS WILL BE MATCHED UP SO THAT THE DIFFERENCE BETWEEN THE TWO TOPS IS NOT GREATER THAN .015".

## QUALITY ISSUES:

IN THE EVENT A CUSTOMER NOTIFIES VANGUARD WITH A QUALITY PROBLEM THE FOLLOWING PROCEDURE WILL BE USED:

- 1) DETERMINE IF VANGUARD PROVIDED THE PRODUCT. IF YES, CONTINUE. IF NO, STOP HERE.
- 2) DETERMINE IF THE PRODUCT IS WITHIN THE WARRANTY PERIOD (ONE YEAR FROM DATE OF INVOICE). IF YES, CONTINUE. IF NO, STOP HERE.
- 3) DETERMINE IF A SUPPLIER CAUSED THE PROBLEM TO VANGUARD (EX. FORMICA, W-ART, H.K. ETC.) AND NOT BY THE MANUFACTURING PROCESS OF VANGUARD. IF THIS IS THE CASE, CONTACT THE SUPPLIER TO DETERMINE HOW TO HANDLE THE PROBLEM AND NOTIFY THE CUSTOMER ACCORDINGLY.

IF THE PROBLEM IS SUSPECTED TO BE A VANGUARD MANUFACTURING PROBLEM CONTINUE.

- 4) THE CUSTOMER HAS TWO CHOICES:
  - A) RETURN THE PRODUCT TO VANGUARD FOR DISPOSITION OF THE PROBLEM, AND INFORM CUSTOMER.
  - B) VANGUARD WILL RE-MANUFACTURE THE ALLEGED DEFECTIVE PRODUCT AND INVOICE AS USUAL. UPON RECEIPT OF THE ORIGINAL PRODUCT A DISPOSITION WILL BE MADE: UPON RECEIPT OF PRODUCT
    - 1) IF THE DEFECT IS DETERMINED TO BE WARRANTABLE (A MANUFACTURER'S DEFECT) FULL CREDIT WILL BE GIVEN.
    - 2) IF THE DEFECT IS DETERMINED TO BE NON-WARRANTABLE, THE INVOICE WILL STAND AS ISSUED.
    - 3) IN ANY EVENT VANGUARD IS NOT RESPONSIBLE FOR INCIDENTAL CHARGES. (INCIDENTAL CHARGES INCLUDE, BUT ARE NOT LIMITED TO: EXTRA LABOR, REMOVAL OR INSTALLATION).

# Information

## Order form for Sample Chips, Chains, and Brochures

DATE OF REQUEST \_\_\_\_\_

DEALER: \_\_\_\_\_

SEND ATTN: \_\_\_\_\_

Quantity

- SET OF VANGUARD STOCK CHIPS
- FULL LINE CHAIN--FORMICA (1-800-formica)
- FULL LINE CHAIN--PIONITE (1-800-PIONITE)
- FULL LINE CHAIN--WILSONART (1-800-433-3222)
- FULL LINE CHAIN--NEVAMAR (1-800-638-4380)

REQUESTING \_\_\_\_\_ LARGER SAMPLE or \_\_\_\_\_ REPLACEMENT CHIPS FOR WALL BOARD:

color	#	F	P	W	N
<input type="checkbox"/> _____		<input type="checkbox"/>	<input type="checkbox"/>	<input type="checkbox"/>	<input type="checkbox"/>
<input type="checkbox"/> _____		<input type="checkbox"/>	<input type="checkbox"/>	<input type="checkbox"/>	<input type="checkbox"/>
<input type="checkbox"/> _____		<input type="checkbox"/>	<input type="checkbox"/>	<input type="checkbox"/>	<input type="checkbox"/>
<input type="checkbox"/> _____		<input type="checkbox"/>	<input type="checkbox"/>	<input type="checkbox"/>	<input type="checkbox"/>
<input type="checkbox"/> _____		<input type="checkbox"/>	<input type="checkbox"/>	<input type="checkbox"/>	<input type="checkbox"/>

# Cabinets

## Introduction

Vanguard manufactures a line of European style cabinets. We call it our Premium line of cabinets because of the high quality materials, hardware and craftsmanship that goes into them.

This type of cabinet is traditionally used in commercial settings, but they certainly would be at home in any residence where there is a need for a high quality, rugged, and European styled cabinet.

A listing of the common cabinet construction items found in all of our cabinets is shown below:

Cabinet construction:

- 1) Flush Overlay with melamine, plastic laminate, or wood veneer outer surfaces and white melamine interior surfaces.
- 2)  $\frac{3}{4}$ " thick melamine board that exceeds ANSI A208.1 1999 Class M-2 used throughout.
- 3) Tops, sides, back and bottom doweled and glued.
- 4) Solid back –  $\frac{3}{4}$ " thick.
- 5) 32mm hole system for adjustable shelves.
- 6) PVC or plastic laminate edging on doors and drawers.
- 7) Epoxy coated metal drawer system with 100 lb. rated slides
- 8) Adjustable legs on base cabinets
- 9) 96mm (approximately 4") center-to-center dull chrome wire pulls
- 10) Bumpers on doors and drawers
- 11) Removable toe kicks

Vanguard is a custom cabinet manufacturer. Hardware, materials, specifications and dimensions can be changed from those listed.

We make a lot more products than those shown in this catalog. Please call or fax your specifications/drawings to us and we will be happy to provide a quote.

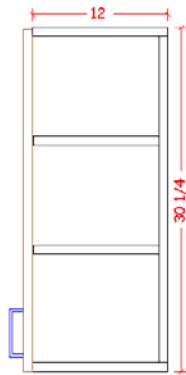
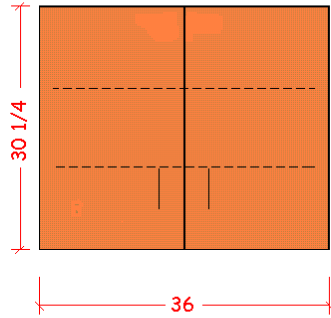
Please refer to the quote checklist at the end of this section. This will help us minimize the time required to get you an accurate quote.

### **Benefits of Vanguard's Premium line of Commercial Cabinets**

- ❑ Easy to level adjustable legs.
- ❑ No shims to slip and move with vibration resulting in a racked cabinet.
- ❑ Adjustable legs allow for plumbing, HVAC, and wire management under the cabinets.
- ❑ Detachable toe kick prevents water damage to cabinet box in the case of water on the floor.
- ❑ Solid backs in the uppers allow for fastening capabilities anywhere in the back of the box.
- ❑ Because of the "legs" on the cabinet, your accountant may consider it "moveable" and not an integral part of the building. Therefore it would qualify as furniture or equipment and not real estate. Furniture and equipment would have either a 5 or 7-year depreciable life, whereas real estate has a 39-year life. Owners should consult their accountant for specifics.

# Cabinets

## Wall/Upper



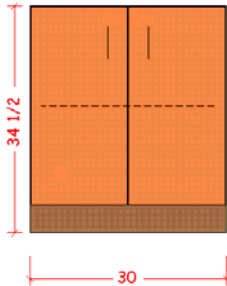
The width, height and depth dimensions can be varied as required.

Bottoms of all wall cabinets will be finished, unless indicated otherwise.

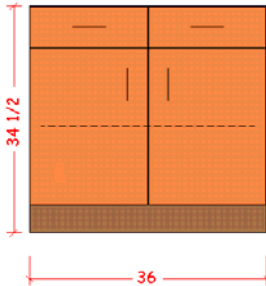
Unless otherwise requested, the following will be used to determine the number of shelves in each wall cabinet:

- Up to (and including) 18" tall – 0 shelves
- Between 18" and (including) 24" tall – 1 shelf
- Between 24" and (including) 36" tall – 2 shelves
- Between 36" and (including) 42" tall – 3 shelves

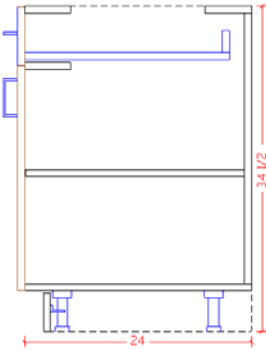
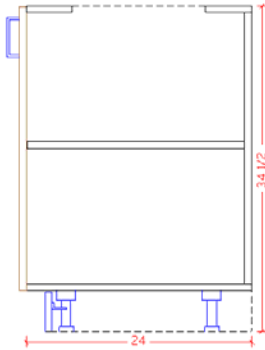
Door/Drawer Base



FULL HEIGHT DOOR BASE



DOOR/DRAWER BASE

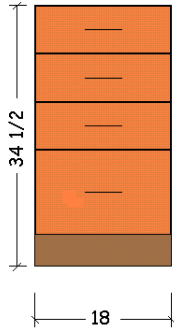


The width, height and depth of these base cabinets can be varied as required.  
The number of drawers will equal the number of doors unless otherwise requested.  
The number of doors per cabinet will be as shown below unless otherwise requested.

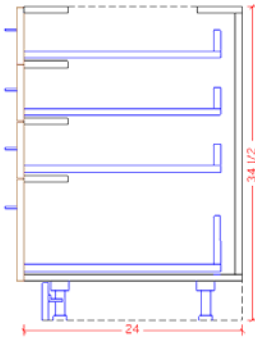
Up to and including 18" wide - 1 door  
Greater than 18" wide - 2 doors

# Cabinets

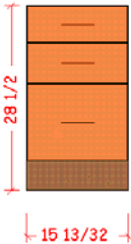
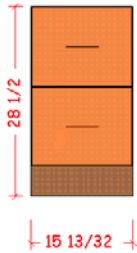
## Drawer Base



### 4 DRAWER BASE

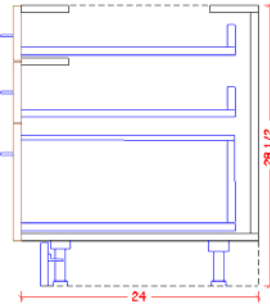
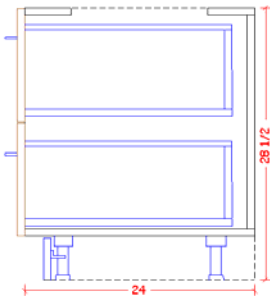


The width, height, depth and number of drawers can be varied to meet requirements. The size of the drawer fronts will change as the cabinet height and/or the number of drawers changes.



2 DRAWER FILE BASE

3 DRAWER FILE BASE




The bottom drawer in the 3-drawer file is a file drawer, the other two are standard drawers.  
Both drawers in the 2-drawer file base are file drawers.

These are Vanguard's standard cabinet dimensions for desk height file drawers.  
The width, depth and height can be varied from those listed depending on requirements.

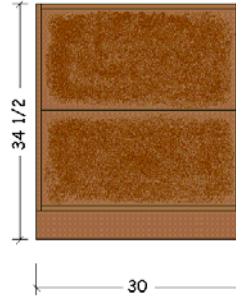
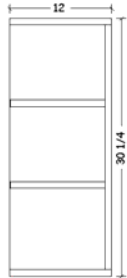


# Cabinets

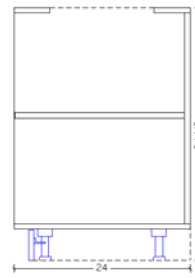
## Open Cabinets - Wall and Base



OPEN WALL CABINET



OPEN BASE CABINET

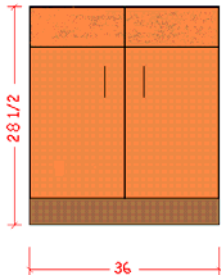


The width, height and depth dimensions can be varied as required.

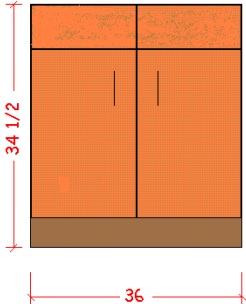
Unless otherwise requested, the following will be used to determine the number of adjustable shelves in each wall cabinet:

- Up to (and including) 18" tall – 0 shelves
- Between 18" and (including) 24" tall – 1 shelf
- Between 24" and (including) 36" tall – 2 shelves
- Between 36" and (including) 42" tall – 3 shelves

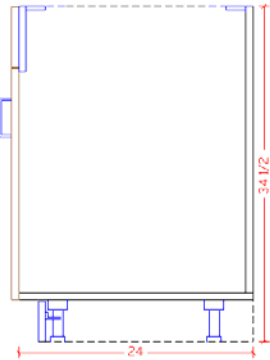
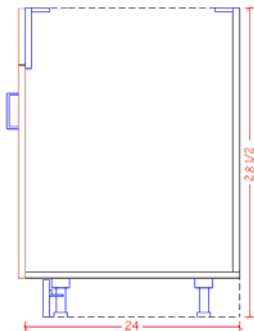
Sink Base



VANITY HEIGHT SINK BASE



KITCHEN HEIGHT SINK BASE

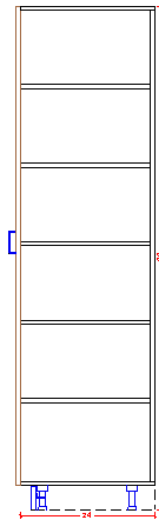
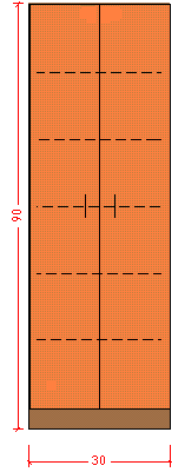


The width, height and depth dimensions can be varied as required.  
The number of false fronts will equal the number of doors unless otherwise specified.  
The number of doors per cabinet will be as shown below unless otherwise specified.

Up to and including 18" wide - 1 door  
Greater than 18" wide - 2 doors

# Cabinets

## Full Height

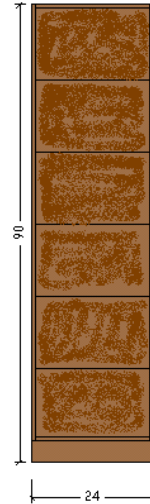


Cabinet height, width and depth can vary from the dimensions shown. The number of doors can also be changed as required.

The number of doors per cabinet will be as shown below unless otherwise requested.

Up to and including 18" wide - 1 door  
Greater than 18" wide - 2 doors

Open Full Height



The width, height and depth dimensions can be varied as required.

Unless otherwise requested, the following will be used to determine the number of adjustable shelves in each wall cabinet:

- Between 36" and (including) 42" tall – 3 shelves
- Between 42" and (including) 60" – 4 shelves
- Greater than 60" – 5 shelves

# Cabinets

## Vanguard Stock Hardware and Colors/Patterns

### **Melamine**

Duramine by Georgia-Pacific  
Oxford White W811  
or equivalent

### **Plastic Laminate**

See section M for stock laminate

### **Edging**

0.5mm PVC

### **Hardware**

Hinge – Grass Nexis 110 degree self-closing concealed

Slides – Grass Zargen drawer system,

Pulls – 96mm center-to-center dull chrome wire pull

Base Cab Supports – height adjustable legs

Toe Kicks – Removable, Clip-on

**Hardware**

Hinges: 125 degree opening angle, concealed self closing  
170 degree opening angle, concealed self closing  
G\* Force controlled closing device

Drawer Slides: Full Extension (standard on file drawers)

Pulls: any pull; just let us know your requirements

**Edging**

Plastic laminate  
1mm PVC  
2mm PVC  
3mm PVC

**Colors/Patterns**

Melamine

All colors and patterns from Panolam & Duramine  
Custom colors available in larger quantities

Plastic Laminate

All colors and patterns from Wilsonart, Formica, Pionite, and Nevamar.

Wood Veneer

Most species available, ships unfinished

## Cabinets

### Quote Checklist

In order to minimize the time required to return an accurate quote to you, the following check list is provided for your use.

- 1) Cabinet layout.
- 2) Dimensions for the width, height, and depth of each cabinet.
- 3) Label any finished ends (or backs) on the cabinets.
- 4) Color of exterior melamine, laminate, or wood veneer.
- 5) Drawers that are file drawers should be indicated.
- 6) Door and drawer edging required.
- 7) Location and dimensions of all fillers, if needed.
- 8) Open shelf unit's interior color.
- 9) Deviations required from the standard hardware, if applicable.
- 10) Deviations required from the standard for the number of shelves or drawers, if applicable.
- 11) Your fax and phone number.

Once this information has been assembled, fax to Vanguard at 563-556-0832.

We will fax a quote back to you as quickly as possible.

Models: Karran sinks go to [www.karran.com](http://www.karran.com)

Colors: Composite sinks come in two colors: white and bisque and Edge sinks are stainless steel.

Lead Time: The lead time of your top will not be negatively affected by adding a Karran sink, unless it is a stock top order. Stock orders with sinks will have the same lead-time as a level 1 color.

Warranty: Karran offers a 50-year warranty on the composite sink itself. Karran offers a 25-year warranty on the stainless steel sink itself. The tops, along with the bond between the sink and the top hold a one-year warranty from Vanguard. If the sink itself has a problem after one year, and before year 50, Karran will replace or repair the sink and provide \$300 toward installation of the new sink. The removal of the damaged sink and installation of a new sink is very difficult and well in excess of \$300. Additionally, if the laminate edge is damaged either by the homeowner or in the removal process, a drop in sink with a lip must be installed or the top must be remade, adding to the cost. Additionally, the warranty does not provide any reimbursement for removal and reinstallation of the tops, the plumbing, or any transportation or incidental costs.

Chips: The Karran sink to be quite difficult to chip, mark, or damage. However, the laminate edge where the lami meets the sink is still laminate and susceptible to chips. If for example a homeowner dropped a canned food and it landed in the sink, we would expect no damage. Additionally, Karran offers a chip repair kit to fix chips in the sink. However, if the can hit the edge, a chip could occur. Removal of this chip is difficult at best. Sanding the edge back to remove the chip will work for very small chips. Bigger chips might require too much material being removed from the sink sidewalls which is 3/16" and could weaken the sink. Larger chips would require the top and the sink both be replaced, or a drop in sink with a rim be installed to cover the chip.

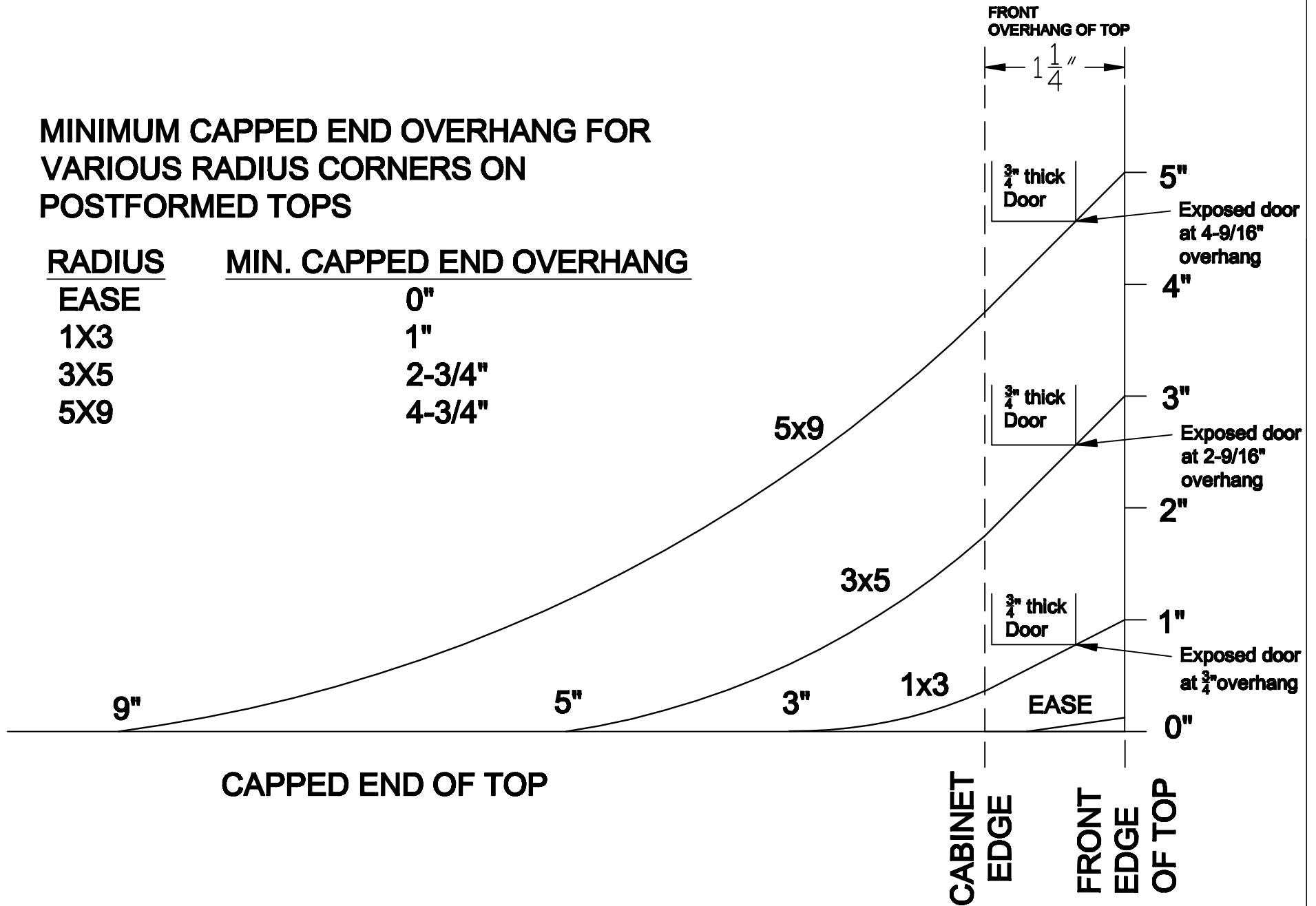
Raised Edge: In our experience we have noticed a slight bump or raised edge as the laminate over particleboard transitions to lami over the sink lip. The bump is very slight and most detectible at the corners. It is slightly visible in the right light and angle, and worse on certain colors and glossier finishes that telegraph the core changes. We have refined our production procedures to minimize the slight bump to .030" or less, but the discerning homeowner may feel it or see it in the right light. Our sample display from Karran has the same slight bump on it, which came from the factory. This bump is minimal, as you will see with your first order, but we felt the need to mention it. Tops with sinks will not be returnable for this reason. Please inform your customer of this situation. Tops with sinks will not be returnable for this reason.

Order With Confidence: We feel it necessary to mention the above so you are fully informed, however, to date we have thousands of Karran sinks in the field dating back to 2004 and we have had only a few problems. This is an excellent product that we at Vanguard have put in our own homes.



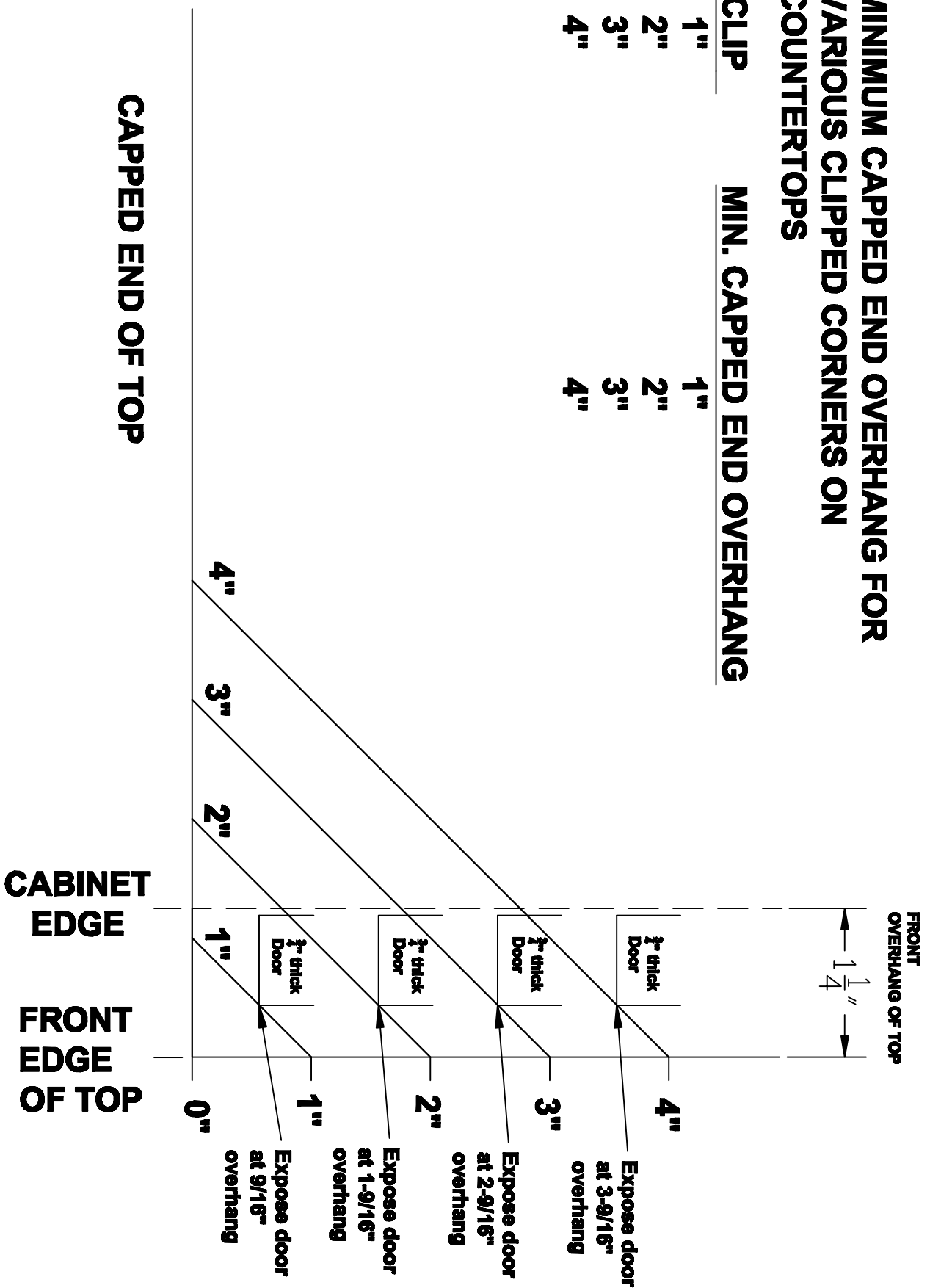
# MINIMUM CAPPED END OVERHANG FOR VARIOUS RADIUS CORNERS ON POSTFORMED TOPS

<u>RADIUS</u>	<u>MIN. CAPPED END OVERHANG</u>
EASE	0"
1X3	1"
3X5	2-3/4"
5X9	4-3/4"



# MINIMUM CAPPED END OVERHANG FOR VARIOUS CLIPPED CORNERS ON COUNTERTOPS

CLIP	MIN. CAPPED END OVERHANG
1"	1"
2"	2"
3"	3"
4"	4"



CAPPED END OF TOP

CABINET EDGE

FRONT EDGE OF TOP